



JOLIET JUNIOR COLLEGE

1901

(Business & Auxiliary Services)
1215 Houbolt Road
Joliet, Illinois 60431-8938

INSTRUCTIONS TO BIDDERS

Sealed proposals are invited for **T-BUILDING RESTROOM RENOVATIONS** pursuant to specifications.

PROPOSALS:

Proposals will be received and publicly read aloud by the Joliet Junior College District #525, Joliet, Will County, Illinois, at the place, date and time hereinafter designated.

PLACE: [CLICK HERE TO JOIN THE PUBLIC BID OPENING AT THE SPECIFIED DATE/TIME](#)

DATE: **SEPTEMBER 23, 2025**

FAXES ARE NOT ACCEPTABLE

TIME: **10:00 AM**

Proposals received after this time will not be accepted.

Proposals must be submitted through the ESM Solutions electronic sourcing site. Please note that all vendors will have to complete an on-line registration process prior to submitting your proposal. A step-by-step supplier registration guide is posted to the college's website for your reference. General supplier guides are also available on the ESM website. If you have any questions during the registration process, contact ESM Solutions Customer Support (877) 969-7246 Option 3.

Proposals received after the date and time specified shall be considered LATE, and shall not be opened. While the ESM platform is a reliable tool for electronic submissions, vendors should be aware that, as with any online system, occasional technical issues may occur. To mitigate any risk of delayed submissions, vendors are strongly encouraged to complete their bid submissions well in advance of the deadline. Please note that all proposals are electronically sealed and remain confidential until the official bid opening, at which time they become accessible to JJC.

Registration Link:

<https://supplier.esmsolutions.com/registration#/registration/contactInformation/>

General Supplier Guide (ESM Documents):

<https://support.esmsolutions.com/hc/en-us/sections/115000917048-Supplier-Guides>

Supplier Registration Guide (JJC Document):

<https://www.jjc.edu/sites/default/files/Purchasing/FY2019/Supplier%20Registration%20Screenshots%20Final.pdf>

PRE-BID MEETING:

An optional pre-bid meeting will be held on **SEPTEMBER 9, 2025 at 2:00 PM**. The meeting will be at the Main Campus, L Building, Room L1005, 1215 Houbolt Road, Joliet, IL.

DELIVERY:

All prices must be quoted F.O.B., Joliet Junior College, 1215 Houbolt Road, Joliet, IL 60431 unless otherwise noted.

TAX EXEMPTION:

Joliet Junior College District #525 is exempt from Federal, State, and Municipal taxes.

SIGNATURE ON BIDS:

Joliet Junior College District #525 requires the signature on bid documents to be that of an authorized representative of said company.

Each bidder, by making his bid, represents that he has read and understands the bidding documents and that these instructions to bidders are a part of the specifications.

BIDDING PROCEDURES:

1. No bid shall be modified, withdrawn, or cancelled for sixty (60) days after the bid opening date without the consent of the College Board of Trustees.
2. Changes or corrections may be made in the bid documents after they have been issued and before bids are received. In such case, a written addendum describing the change or correction will be issued by the College to all bidders of record. Such addendum shall take precedence over that portion of the documents concerned, and shall become part of the bid documents. Except in unusual cases, addendum will be issued to reach the bidders at least five (5) days prior to date established for receipt of bids.
3. Each bidder shall carefully examine all bid documents and all addenda thereto, and shall thoroughly familiarize themselves with the detailed requirements thereof prior to submitting a proposal. Should a bidder find discrepancies or ambiguities in, or omissions from documents, or should they be in doubt as to their meaning, they shall, at once, and in any event, not later than ten (10) days prior to bid due date, notify the College who will, if necessary, send written addendum to all bidders. The college will not be responsible for any oral instructions. All inquiries shall be directed to the Director of Business & Auxiliary Services. After bids are received, no allowance will be made for oversight by bidder.

SUBSTITUTIONS:

1. Each bidder represents that his bid is based upon the materials and equipment described in the bidding documents.
2. Any dealer bidding an equal product must specify brand name, model number, and supply specifications of product. The Board shall be the sole judge of whether an article shall be deemed to be equal.
3. A bidder's failure to meet the minimum specifications as listed may result in disqualification of his bid.

REJECTION OF BIDS:

The bidder acknowledges the right of the College Board to reject any or all proposals and to waive informality or irregularity in any proposal received and to award each item to different bidders or all items to a single bidder. In addition, the bidder recognizes the right of the College Board to reject a

proposal if the proposal is in any way incomplete or irregular. The College Board may also award, at its discretion, only certain items quoted on. The College Board also reserves the right to reject the proposal of a Bidder who has previously failed to perform properly or complete on time contracts of a similar nature or a bid of a Bidder when investigation shows that Bidder is not in a position to perform the contract.

BUSINESS ENTERPRISE PROGRAM (BEP):**MINORITIES, FEMALES, AND PERSONS WITH DISABILITIES PARTICIPATION AND UTILIZATION PLAN:**

Joliet Junior College will make every effort to use local business firms and contract with small, minority-owned, and/or women-owned businesses in the procurement process. Many solicitations contain a goal to include businesses owned and controlled by minorities, females, and persons with disabilities in the College's procurement and contracting processes in accordance with the State of Illinois' Business Enterprise for Minorities, Females, and Persons with Disabilities Act (30 ILCS 575).

Bidders are highly encouraged to utilize BEP certified suppliers and subcontractors. Bidders will be prompted to note BEP certifications within the ESM electronic bidding system.

To locate contact information for BEP certified suppliers and contractors, visit:

<https://supplierdiversitymanagementportal.illinois.gov/VendorDirectory.aspx>

PROPRIETARY INFORMATION:

Vendor should be aware that the contents of all submitted bids are subject to public review and will be subject to the Illinois Freedom of Information Act. All information submitted with your bid will be considered public information unless vendor identifies all proprietary information in the proposal by clearly marking on the top of each page so considered, "Proprietary Information." The Illinois Attorney General shall make a final determination of what constitutes proprietary information or trade secrets. While JJC will endeavor to maintain all submitted information deemed proprietary within JJC, JJC will not be liable for the release of such information.

ACKNOWLEDGEMENT OF ADDENDA:

Signature of company official on original document shall be construed as acknowledgement of receipt of any and all addenda pertaining to this specific proposal. Identification by number of addenda and date issued should be noted on all proposals submitted.

FAILURE TO ACKNOWLEDGE RECEIPT OF ADDENDA ON PROPOSAL SUBMITTED MAY RESULT IN DISQUALIFICATION OF PROPOSAL.

Bidders who obtain a copy of the bid from our web site are responsible for checking back on the site for any addenda issued.

CLERICAL ERRORS:

If applicable, all errors in price extensions will be corrected by Joliet Junior College and totals for award determination corrected accordingly, unless the bidder specifies that no change be made in the total submitted. In this case, all incorrect price extensions will be noted at "lot", and award determination made on the basis of total price submitted.

SAMPLES:

Bidder may be required to furnish samples upon request and without charge to the College.

BID SECURITY:

A certified check or bank draft or bid bond, made payable to Joliet Junior College District #525, Will County, Illinois, **MUST** be submitted with the bid in the amount of **ten (10) percent of your total bid**. The bid security will be forfeited by the successful bidder in the event of the bidders failure to enter into a contract. Checks or drafts of unsuccessful bidders will be returned as soon as practicable after opening and checking the bids.

PAYMENTS:

Certified Payroll

1. With each pay application, contractors shall submit certified payroll in a format acceptable to Junior College District #525.

Partial Lien Waivers

1. The contractors' partial lien waiver, for the full amount of the payment, shall accompany the first payment application. Each subsequent payment application shall be accompanied by the contractor's partial waiver, and by partial waivers from all subcontractors and suppliers who were included in the immediately preceding payment application, to the extent of that payment.
2. Lien waivers from the Contractor and all subcontractors and suppliers shall accompany the first payment application when the amount of payment exceeds 50 percent of the total contract sum.

Final Lien Waivers: The contractor's request for final payment shall include:

1. The contractor's final lien waiver in the full amount of the contract.
2. Final lien waivers in the full amount of their contracts from all subcontractors and suppliers for which final lien waivers have not previously been submitted.

INSURANCE:

The successful bidder will be required to furnish a certificate of insurance in the following amounts:

The insurance coverage required here-in-under shall be the minimum amounts maintained by the Contractor and Subcontractors until all Work is completed and accepted by the Owner.

The Contractor will purchase and maintain "all risks" Builder's Risk property insurance, where applicable, subject only to such exclusions as have been specifically approved by the Owner in writing.

A. Workers Compensation

1. State: Statutory
2. Applicable Federal: Statutory
3. Employer's Liability:
 - a. \$1,000,000 per Accident
 - b. \$1,000,000 Occupational Disease

B. Commercial Comprehensive Liability

1. Each Occurrence: \$1,000,000
2. Products/Completed Operations Aggregate: \$2,000,000
3. Personal/Advertising Injury: \$1,000,000
4. General Aggregate: \$2,000,000
5. Policy shall include: \$2,000,000
 - a. Premises: Operations
 - b. Independent Contractors Liability
 - c. Products and Completed Operations: Maintained for minimum of one year after date of final Certificate for Payment, in full amount of the limits specified above.
 - d. Contractual Liability
 - e. Coverage for explosion (x), collapse (c), and underground (u).
6. The Commercial Comprehensive Liability policy shall include a contractual liability endorsement insuring the indemnity required by the contract. The indemnities shall be named as additional insured on the Contractor's Commercial Comprehensive Liability policy using Form CG 20 10 or its equivalent and shall name Joliet Junior College, its Board of Trustees, officers, employees and agents as additional named insured's at a minimum. The Contractor hereby agrees to effectuate the naming of such additional insured's as unrestricted additional insured's on the Contractor's policy. The additional insured endorsement shall provide the following:
 - a. That the coverage afforded the additional insurance will be primary/non-contributory insurance for the additional insurance with respect to claims arising out of operations performed by or on behalf of the Contractor.
 - b. That the policy shall contain a thirty (30) day notice of cancellation prior to the effective date thereof.
 - c. That the additional insureds have other insurance which is applicable to the loss, such other insurance will be on an excess or contingent basis.
 - d. That the amount of the company's liability under the insurance policy will not be reduced by the existence of such other insurance.
 - e. That the additional insureds will not be given less than thirty (30) days prior written notice of any cancellation thereof.
 - f. That the Contractor agrees to indemnify the College for any applicable deductibles.
 - g. That the insurance policy from an A.M. Best rated "secured" Illinois State licensed insurer.
 - h. The Contractor shall provide the College with a copy of its insurance policy or in the alternative and subject to the College's agreement, an excerpt of a page from the actual policy evidencing the additional insureds as provided for herein.
 - i. Contactor acknowledges that failure to obtain such insurance on behalf of the College constitutes a material breach of the contract and subjects Contractor to liability for damages, indemnification and all other legal remedies available to College. The Contractor is to provide the College at all times with a certificate of insurance, evidencing the above requirements have been met. The failure of the College to object to the contents of the certificate or the absence of it shall not be deemed a waiver of any and all rights held by the College.
 - j. That enclosed is a copy of the endorsement providing additional insured's status and that the Contractor will furnish a Certificate of insurance evidencing the foregoing provisions.

- k. Please include clause below in the policy:
It is agreed that Joliet Junior College, its Board of Trustees, officers, employees, agents and (Architect/Engineer Name) are additional insureds on the policy.

C. Business Auto Liability (including owned, non-owned and hired vehicles).

- 1. Bodily injury
 - a. \$1,000,000 per person
 - b. \$2,000,000 per accident
- 2. Property damage: \$1,000,000 OR
- 3. Combined Single limit: \$1,000,000

D. Umbrella

- 1. Umbrella Excess Liability: \$4,000,000
- 2. If the Contractor's Workers Compensation, Commercial General Liability and Business Auto policies do not have these minimum limits, an Umbrella policy written by an insurance company acceptable to the Owner may be used to meet the minimum limits required.
- 3. Follow-form or Primary/Non-Contributory (PNC) status and Waiver of Subrogation (WOS) for Joliet Junior College

All such policies of insurance shall be written by companies approved by the College and Certificates of Insurance shall be furnished to the College. The College shall be listed as an additional named insured under such policies. Each policy shall require at least 30 days' notice to the College in the event of cancellation. The contractor agrees to indemnify, defend, and hold harmless the College from and against all suits or claims, which may be based upon any injury to or death of any person or persons or damage to property, which may occur or which may be alleged to have occurred in the course of the performance of this Agreement by the Contractor, whether such sum claim shall be made by an employee of the Contractor, by a third person or their representatives, or whether or not it shall be claimed that the said injury, death, or damage or cause through a negligence act or omission of the Contractor; and the all charges of attorneys and all costs and other expenses arising there from or incurred in connection therewith; and if any judgment shall be rendered against the College in any such action or actions, the Contractor, at its own expense, shall satisfy and discharge the same.

PERFORMANCE BONDS:

The successful bidder on this proposal must furnish a performance bond and a labor and material payment bond made out to Junior College District #525, prepared on an approved form, as security for the faithful performance of their contract, within ten (10) days of their notification that their bid has been accepted. The surety thereon must be such surety company or companies as are authorized and licensed to transact business in the State of Illinois and have an A-XIV best rating. Attorneys in fact who sign bid bonds must file with each bond a certified copy of their power of attorney to sign said bonds. The performance bond is an amount equal to one hundred and ten percent (110%) of the contract sum. Such bonds shall be in force from the date of signing of the contract until one year after issuing of final certificate of payment. The cost of the bonds shall be included in the bidder's proposal.

LAWS AND ORDINANCES:

In execution of the work, the Contractor shall comply with applicable state and local laws, ordinances

and regulation, the rules and regulations of the Board of Fire Underwriters, and OSHA standards.

SEX OFFENDER REGISTRATION REQUIREMENT NOTIFICATION:

Illinois Compiled Statutes (730 ILCS 150/2) requires that any person who is required by law to register as a sex offender and who is either a student or an employee at an institution of higher education, must also register with the police department of the institution they are employed by or attending. For purposes of this act, a student or employee is defined as anyone working at or attending the institution for a period of five (5) days or an aggregate period of more than thirty (30) days during a calendar year. This includes persons operating as or employed by an outside contractor at the institution. Anyone meeting the above requirements is required to register at the Campus Police Department located in G1013, within five (5) days of enrolling or becoming employed. Persons failing to register are subject to criminal prosecution.

DAMAGE AND NEGLIGENCE:

The Contractor agrees to indemnify and save harmless the College and employees from and against all loss, including costs and attorney's fees, by reasons or liability imposed by law upon the College for damages because of bodily injury, including death at any time resulting therefrom, sustained by any person or persons or on account of damage to property including loss of use thereof as provided in the General Conditions and Supplementary Conditions.

College shall not be responsible for damages, delays, or failure to perform on its part resulting from acts or occurrences of force majeure. "Force majeure" means any (a) act of God, landslide, lightning, earthquake, hurricane, tornado, blizzard, floods and other adverse and inclement weather conditions; (b) fire, explosion, flood, acts of a public enemy, war, blockade, insurrection, riot or civil disturbance; (c) labor dispute, strike, work slow down, picketing, primary boycotts, secondary boycotts or boycotts of any kind and nature, or work stoppages; (d) any law, order, regulation ordinance, or requirement of any government or legal body or any representative of any such government or legal body; (e) inability to secure necessary materials, equipment, parts or other components of the project as a result of transportation difficulties, fuel or energy shortages, or acts or omission of any common carriers; or (f) any other similar cause or similar event beyond the reasonable control of College.

INVESTIGATION OF BIDDERS:

The College will make any necessary investigation to determine the ability of the bidder to fulfill the proposal requirements. Joliet Junior College reserves the right to reject any proposal if it is determined that the bidder is not properly qualified to carry out the obligation of the contract.

DISCLOSURE:

Vendor shall note any and all relationships that might be a conflict of interest and include such information with the bid.

APPRENTICESHIP AND TRAINING PROGRAMS:

The bidder and all bidder's subcontractors must participate in applicable apprenticeship and training programs approved by and registered with the United States Department of Labor Bureau of Apprenticeship and Training. The apprenticeship and training programs(s) must be in the same trade in which the firm shall be performing work on behalf of the College under the Contract. This provision shall not apply to federally funded construction projects if, in the opinion of College, such application would jeopardize the receipt or use of federal funds in support of such project.

A STATEMENT TO THE ABOVE EFFECT HAS BEEN ADDED TO THE BID FORM. BIDDERS MUST BE A MEMBER OF AN APPROVED APPRENTICESHIP PROGRAM PRIOR TO BID OPENING ON THE PROJECT. FAILURE TO LIST REQUIRED INFORMATION MAY RESULT IN DISQUALIFICATION OF BID”.

SUBCONTRACTORS:

Bidders must state on the proposal form all subcontractors he intends to use for this project. Failure to do so may be cause for rejection of bid.

PREVAILING WAGE RATE:

The successful bidder must pay not less than the prevailing hourly wage rate determined by the Illinois Department of Labor for the county where the contract is executed and the craft or type of worker needed to execute the contract. See the prevailing wage scale attached.

If, during the course of work under this contract, the Department of Labor revises the prevailing rate hourly wages to be paid under this contract for any trade or occupation, Owner, will notify Contractor and each Subcontractor of the changes in the prevailing rate of hourly wages. Contractor shall have the sole responsibility and duty to ensure that the revised prevailing rate of hourly wages is paid by contractor and all Subcontractors to each worker to whom a revised rate is applicable. Revisions to the prevailing wage as set forth above shall not result in an increase in the Contract Sum.

In compliance with the Office of the Attorney General the following is also required of all bidders:

Payment of Prevailing Wage:

- The Act requires that all laborers, workers and mechanics employed by or on behalf of a public body in the construction of public works be paid the general prevailing rate of hourly wages (including allotments for training and approved apprenticeship programs, health and welfare, insurance, vacation and pension benefits) for work of a similar character in the locality in which the work is performed. See 820 ILCS 103/3. The Act contains all relevant definitions, including those for the terms “public body”, “public works” and “general prevailing rate of hourly wages”, which will assist you in the understanding its requirements and your responsibilities. See 820 ILCS 130/2.
- The Illinois Department of Labor publishes the current prevailing wage rate. See <http://www.state.il.us/agency/idol/rates/rates.htm>. The rate is revised regularly and such revision takes effect immediately.

Specifications and Contractual Language:

- Public bodies must insert a provision or stipulation requiring the payment of the prevailing wage rate into every public works resolution or ordinance, call for bids, project specification and contract. See 820 ILCS 130/4(a).
- Contractors and subcontractors must insert a provision or stipulation regarding the payment of the prevailing wage rate into every public works project and bid specification, subcontract, and contractor’s bond. See 820 ILCS 130/4(b), (c).
- Contractors or construction managers who have been awarded public works contracts must post the relevant prevailing wage rate(s) at a location on the project site that is easily accessible by workers. See 820 ILCS 130/4(f).

Record-Keeping Responsibilities:

- All contractors and subcontractors must create and keep for at least three years, records of all

laborers, mechanics, and other workers employed by them on a public works project. See 820 ILCS 130/5(a) (1).

- These records must include each worker's name, address, telephone number (if available), social security number, classification(s), hourly wages paid in each pay period, number of hours worked each day, and the starting and ending times of each work day. Each contractor and subcontractor is required to make these records available for inspection by the public body's agents or Illinois Department of Labor officials at a reasonable time and place upon seven business days notice. See 820 ILCS 130/5(a) (1), (b).

Certified Payroll Records:

- A contractor or subcontractor participating in a public works project must also submit a Certified Payroll the public body every month. This Certified Payroll must consist of a complete copy of the records required to be kept under Section 5(a)(1) of the Act, discussed above (with the exception of daily work starting and ending times). See 820 ILCS 130/5(a)(2).
- The monthly Certified Payroll shall also include a statement signed by the contractor or subcontractor submitting that: (1) the records are true and accurate; (2) the hourly rate paid to each worker is not less than the general prevailing wage rate required; and (3) the contractor or subcontractor is aware that filing a Certified Payroll that he or she knows to be false is a class B misdemeanor. See 820 ILCS 130/5(a)(2).
- The Act requires that a public body shall keep all Certified Payrolls submitted pursuant to the Act for at least three years. See 820 ILCS 130/5(a)(2). The retention of these monthly Certified Payroll submissions for three years by public bodies is crucial to the State of Illinois' efforts to enforce the Act and will be of particular interest to the Attorney General's office in the coming months.

Failure to comply with the Act's Requirements:

- No public works project may be instituted unless the provisions of the Act have been met. The Illinois Department of Labor is empowered to sue for injunctive relief against the awarding of any public works contract, or continuation of work under any such contract, if it is not in compliance with the Act's prerequisites. Contracts that are not in compliance with the Act's prerequisites are void as against public policy. See 820 ILCS 103/11.

Please note that this is not a complete list of all relevant requirements and prerequisites under the Act. All contractors and subcontractors rendering services under this contract must comply with all requirements of the Act, including but not limited to, all wage, notice and record keeping duties. For a full understanding of all of the Act's requirements and prerequisites, as well as the text of the Act and all related regulations, please see the Illinois Department of Labor's website at www.state.il.us/agency/idol/laws/Law130.htm.

BLACKOUT PERIOD:

After the College has advertised for bids, no pre-bid vendor shall contact any College officer(s) or employee(s) involved in the solicitation process, except for interpretation of bid specifications, clarification of bid submission requirements or any information pertaining to pre-bid conferences. Such bidders or sub-bidders making such request shall be made in writing at least seven (7) days prior to the date for receipt of bids. No vendor shall visit or contact any College officers or employees until after the bids are awarded, except in those instances when site inspection is a prerequisite for the submission of a bid. During the black-out period, any such visitation, solicitation or sales call by any representative of a prospective vendor in violation of this provision may cause the disqualification of such bidder's response.

BID QUANTITIES:

The College Board will reserve the right to increase or decrease, within reasonable limits, such quantities as need requires and at the unit price stated.

BID AWARDS:

The successful contractor, and/or any contractor shall not proceed on this bid until it receives a purchase order from the college. Failure to comply is the risk of that contractor.

TERMINATION OF FUNDING:

JJC's contractual obligations will be subject to termination and cancellation without penalty, accelerated payment, or other recoupment mechanism as provided herein in any fiscal year for which the Illinois General Assembly or other legally applicable funding source fails to make an appropriation to make payments under the terms of this Contract. In the event of termination for lack of appropriation, the Vendor shall be paid for services performed under this Contract up to the effective date of termination. JJC shall give notice of such termination for funding as soon as practicable after JJC becomes aware of the failure of funding.

CHANGES TO CONTRACT AFTER BID AWARD:

There shall be no deviations from any work without a written change order. All change orders must be approved by the Director of Business & Auxiliary Services or Vice President of Administrative Services as well as executed by the successful contractor.

If a change order or aggregate of change orders are 10% or more of the contract price, and such change orders are not approved, in writing, by either the Director of Business & Auxiliary Services or Vice President of Administrative Services, the successful contractor shall not be entitled to any type of compensation for services or materials provided.

GENERAL:


Joliet Junior College is committed to a policy of non-discrimination on the basis of sex, handicap, race, color, and national or ethnic origin in the admission, employment, educational programs, and activities it operates. Inquiries should be addressed to the Director of Human Resources.

The contractor (or vendor) shall agree to save and hold harmless the Joliet Junior College District #525, the members of its College Board, its agents, servants and employees, from any and all actions or causes of action, or claim for damages, including the expense of defending suit, arising or growing out of the performance of, or failure to perform its contract.

The parties to any contract (inclusive of subcontractors) resulting from this bid hereto shall abide by the requirements of Executive Order 11246, 42 U.S.C. Section 2000d and the regulations thereto, as may be amended from time to time, the Illinois Human Rights Act, and the Rules and Regulations of the Illinois Department of Human Rights. Any vendor awarded a contract as a result of this bid must comply with the Illinois Department of Human Rights Equal Opportunity Act/Rules Sections 750.5 and 5/2-105.

Pursuant to Section 50-80 of the Illinois Procurement Code, each bidder who submits a bid or offer for a State of Illinois contract under this Code shall have a sexual harassment policy in accordance with paragraph (4) of subsection (A) of Section 2-105 of the Illinois Human Rights Act. A copy of the policy shall be provided to the college entering into the contract upon request.

The Customer reserves the right to request additional information after your proposal has been submitted.



Roxanne Venegas
Purchasing Manager

JOLIET JUNIOR COLLEGE
ILLINOIS COMMUNITY COLLEGE DISTRICT #525
(Business & Auxiliary Services)
1215 Houbolt Road
Joliet, Illinois 60431-8938
Telephone: (815) 280-6640
Fax: (815) 280-6631

INFORMATION PERTAINING TO OUR BIDS CAN BE FOUND AT THE FOLLOWING WEBSITE:
<http://www.jjc.edu/community/vendors>

QUESTIONS PERTAINING TO OUR BIDS CAN BE EMAILED TO:
purchasing@jjc.edu



T Building Restroom Renovations – SCOPE OF WORK

1.0 OVERVIEW OF THE PROJECT

1.1 General Project Information

Joliet Junior College is undertaking a renovation project for the restrooms in the T Building. This project includes **removing and replacing all flooring, ceilings, wall tile, stall partitions, plumbing fixtures, and restroom accessories**, but **does not include any demolition or replacement of existing piping, sanitary lines, or structural systems, unless shown within the construction documents**.

The construction of this project will be completed through a public bid process for a general contractor award. For the duration of this document, the term “contractor” shall be interpreted to include the general contractor and/or any subcontractors under their supervision. The general contractor is ultimately responsible for the completion of the project, including all required materials and labor as outlined in the drawings, specifications, addenda, and this scope of work document.

1.2 General Description

The Contractor shall provide all labor, materials, equipment, supervision, tools, transportation, testing, inspections, and incidentals necessary to complete a **full restroom renovation**, including but not limited to:

- Flooring removal and installation of new flooring.
- Ceiling removal and installation of new ceilings.
- Wall tile and wall finish replacement.
- Removal and replacement of stall partitions, doors, and hardware.
- Removal and installation of plumbing fixtures including toilets, urinals, sinks, faucets, and hand dryers.
- Installation of restroom accessories such as mirrors, grab bars. Toilet paper dispensers, sanitary bins, and soap dispensers provided by owner, but installed by contractor.

All work shall be executed in accordance with applicable codes, standards, manufacturer requirements, and project specifications.

1.3 Cost Considerations / Change Orders

- **No additional costs or change orders will be accepted** unless hidden or unforeseen conditions are discovered during demolition or construction.
- Any conditions that are visible and reasonably verifiable during the pre-bid site walk-through or during the bid process shall be considered included in the contractor’s base bid price, even if not explicitly shown on the drawings. Contractors who elect not to attend the pre-bid site walk-

through remain fully responsible for accounting for these conditions and will not be granted change orders for them.

1.4 Conflicts

If there is a conflict between the plans, specifications, or this scope document, the contractor shall provide the most stringent, highest quality, or greatest quantity of work and/or materials, unless otherwise directed by a written addendum or the contract.

1.5 Inspections & Permits

There will be no permit process or inspections by the City of Joliet for this project. However, the contractor shall coordinate inspections with the architect/engineer (A/E) and JJC during the punch list phase. Contractor to coordinate with state plumbing inspector for inspections.

1.6 Contractor Responsibilities

- Provide this scope of work, along with all drawings and specifications, to subcontractors during both the bid process and construction.
 - Provide all necessary labor and material to maintain a safe working environment in accordance with OSHA requirements. This includes temporary barricades, ramps, fire extinguishers, signage, and other safety measures.
 - Protect adjacent areas and surfaces from damage due to construction activities.
 - Maintain clean and safe work environment, including hallways, corridors, and logistics areas.
 - Coordinate all deliveries and provide temporary storage for materials and fixtures.
-

1.7 Working Hours & Coordination

- Loud or disruptive work that may impact building operations shall be conducted during off-hours (10:00pm–6:00am) if required.
 - Contractor shall coordinate work schedules with JJC to minimize disruption to building occupants.
-

1.8 Safety Requirements

- Contractor personnel shall comply with Joliet Junior College safety requirements, including wearing safety vests, hard hats, safety glasses, and appropriate footwear.

- Submit a safety plan to JJC prior to start of work and maintain it on site for the duration of the project.
-

2.0 DEMOLITION AND REMOVALS

- Carefully remove existing flooring, ceiling portions shown on the drawings, wall tile, stall partitions, plumbing fixtures, and restroom accessories.
 - Protect existing plumbing, piping, and sanitary connections.
 - Remove debris from the site and dispose of in accordance with local regulations.
-

3.0 INSTALLATION

3.1 Flooring

- Provide and install new flooring throughout the restrooms.
- Flooring to meet durability, slip-resistance, and ADA compliance standards.
- Provide transition strips or thresholds as required.

3.2 Ceilings

- Install new ceiling systems, including suspended acoustical or gypsum ceilings as indicated in the drawings.
- Coordinate ceiling installation with existing lighting, sprinklers, and HVAC diffusers.

3.3 Wall Finishes / Tile

- Install new wall finishes or tile.
- Prepare surfaces as necessary, including patching, priming, and waterproofing where applicable.

3.4 Stall Partitions

- Install new stall partitions, doors, and hardware per project specifications.
- Ensure ADA compliance for accessible stalls.

3.5 Plumbing Fixtures

- Install new toilets, urinals, sinks, faucets, and hand dryers.
- Reconnect fixtures to existing plumbing without modifications to piping or sanitary systems.
- Verify proper operation of all fixtures.

3.6 Accessories

- Install mirrors, grab bars, soap dispensers, toilet paper holders, and sanitary bins.
 - Securely mount all accessories and ensure accessibility compliance.
-

4.0 ELECTRICAL

- Provide minor electrical connections for fixtures and accessories as required.
 - All work shall comply with NEC and local jurisdiction requirements.
-

5.0 COMMISSIONING / CLOSEOUT

- Verify that all finishes, fixtures, and accessories are installed correctly and operational.
 - Conduct a final walk-through with Joliet Junior College staff.
 - Provide as-built documentation, product data, warranties, and maintenance manuals.
 - Complete punch list items and issue certificate of substantial completion.
-

6.0 GENERAL CONDITIONS

- Verify all dimensions and existing conditions prior to starting work.
- Protect adjacent areas and restore any damaged finishes to their original condition.
- Maintain a clean and safe work environment daily.
- Conduct weekly project meetings with JJC and subcontractors.
- Maintain project documentation including RFI logs, submittals, material procurement logs, and schedules.

Toilet Room Renovations
 First Floor – Building T
 Joliet Junior College
 1215 Houbolt Road
 Joliet, Illinois

Stromsland, DeYoung, Prybys Architecture Group
 280 Veterans Parkway, Suite 201, New Lenox, Illinois 60451

Table of Contents: 8/26/2025

Division	Section Title	Pages
DIVISION 01 - GENERAL REQUIREMENTS		
01 3300	Submittal Procedures	9
01 6000	Product Requirements	5
DIVISION 07 - THERMAL AND MOISTURE PROTECTION		
06 6116	Solid Surfacing Wall Panels	3
DIVISION 07 - THERMAL AND MOISTURE PROTECTION		
07 9200	Joint Sealants.....	5
DIVISION 08 - OPENINGS		
08 1113	Hollow Metal Doors.....	4
DIVISION 09 - FINISHES		
09 3013	Ceramic Tiling	9
09 9123	Interior Painting	4
DIVISION 10 - SPECIALTIES		
10 2113.13 ...	Metal Toilet Compartments	5

END OF TABLE OF CONTENTS

SECTION 013300 - SUBMITTAL PROCEDURES

PART 1 - GENERAL

1.1 SUMMARY

- A. Section includes requirements for the submittal schedule and administrative and procedural requirements for submitting Shop Drawings, Product Data, Samples, and other submittals.

1.2 DEFINITIONS

- A. Action Submittals: Written and graphic information and physical samples that require Architect's responsive action. Action submittals are those submittals indicated in individual Specification Sections as "action submittals."
- B. Informational Submittals: Written and graphic information and physical samples that do not require Architect's responsive action. Submittals may be rejected for not complying with requirements. Informational submittals are those submittals indicated in individual Specification Sections as "informational submittals."
- C. File Transfer Protocol (FTP): Communications protocol that enables transfer of files to and from another computer over a network and that serves as the basis for standard Internet protocols. An FTP site is a portion of a network located outside of network firewalls within which internal and external users are able to access files.
- D. Portable Document Format (PDF): An open standard file format licensed by Adobe Systems used for representing documents in a device-independent and display resolution-independent fixed-layout document format.

1.3 ACTION SUBMITTALS

- A. Submittal Schedule: Submit a schedule of submittals, arranged in chronological order by dates required by construction schedule. Include time required for review, ordering, manufacturing, fabrication, and delivery when establishing dates. Include additional time required for making corrections or revisions to submittals noted by Architect and additional time for handling and reviewing submittals required by those corrections.
 - 1. Coordinate submittal schedule with list of subcontracts, the schedule of values, and Contractor's construction schedule.
 - 2. Final Submittal: Submit concurrently with the first complete submittal of Contractor's construction schedule.
 - a. Submit revised submittal schedule to reflect changes in current status and timing for submittals.
 - 3. Format: Arrange the following information in a tabular format:

- a. Scheduled date for first submittal.
- b. Specification Section number and title.
- c. Submittal category: Action; informational.
- d. Name of subcontractor.
- e. Description of the Work covered.
- f. Scheduled date for Architect's final release or approval.
- g. Scheduled date of fabrication.
- h. Scheduled dates for purchasing.
- i. Scheduled dates for installation.

1.4 SUBMITTAL ADMINISTRATIVE REQUIREMENTS

- A. Architect's Digital Data Files: Electronic digital data files of the Contract Drawings will not be provided by Architect for Contractor's use in preparing submittals.
- B. Coordination: Coordinate preparation and processing of submittals with performance of construction activities.
 - 1. Coordinate each submittal with fabrication, purchasing, testing, delivery, other submittals, and related activities that require sequential activity.
 - 2. Submit all submittal items required for each Specification Section concurrently unless partial submittals for portions of the Work are indicated on approved submittal schedule.
 - 3. Submit action submittals and informational submittals required by the same Specification Section as separate packages under separate transmittals.
 - 4. Coordinate transmittal of different types of submittals for related parts of the Work so processing will not be delayed because of need to review submittals concurrently for coordination.
 - a. Architect reserves the right to withhold action on a submittal requiring coordination with other submittals until related submittals are received.
- C. Processing Time: Allow time for submittal review, including time for resubmittals, as follows. Time for review shall commence on Architect's receipt of submittal. No extension of the Contract Time will be authorized because of failure to transmit submittals enough in advance of the Work to permit processing, including resubmittals.
 - 1. Initial Review: Allow 15 days for initial review of each submittal. Allow additional time if coordination with subsequent submittals is required. Architect will advise Contractor when a submittal being processed must be delayed for coordination.
 - 2. Intermediate Review: If intermediate submittal is necessary, process it in same manner as initial submittal.
 - 3. Resubmittal Review: Allow 15 days for review of each resubmittal.
 - 4. Sequential Review: Where sequential review of submittals by Architect's consultants, Owner, or other parties is indicated, allow 21 days for initial review of each submittal.
- D. Paper Submittals: Place a permanent label or title block on each submittal item for identification.
 - 1. Indicate name of firm or entity that prepared each submittal on label or title block.

2. Provide a space approximately 6 by 8 inches on label or beside title block to record Contractor's review and approval markings and action taken by Architect.
 3. Include the following information for processing and recording action taken:
 - a. Project name.
 - b. Date.
 - c. Name of Architect.
 - d. Name of Contractor.
 - e. Name of subcontractor.
 - f. Name of supplier.
 - g. Name of manufacturer.
 - h. Submittal number or other unique identifier, including revision identifier.
 - 1) Submittal number shall use Specification Section number followed by a decimal point and then a sequential number (e.g., 061000.01). Resubmittals shall include an alphabetic suffix after another decimal point (e.g., 061000.01.A).
 - i. Number and title of appropriate Specification Section.
 - j. Drawing number and detail references, as appropriate.
 - k. Location(s) where product is to be installed, as appropriate.
 - l. Other necessary identification.
 4. Transmittal for Paper Submittals: Assemble each submittal individually and appropriately for transmittal and handling. Transmit each submittal using a transmittal form. Architect will return without review submittals received from sources other than Contractor.
 - a. Transmittal Form for Paper Submittals: Use form acceptable to the Architect.
 - b. Transmittal Form for Paper Submittals: Provide locations on form for the following information:
 - 1) Project name.
 - 2) Date.
 - 3) Destination (To:).
 - 4) Source (From:).
 - 5) Name and address of Architect.
 - 6) Name of Contractor.
 - 7) Name of firm or entity that prepared submittal.
 - 8) Names of subcontractor, manufacturer, and supplier.
 - 9) Category and type of submittal.
 - 10) Submittal purpose and description.
 - 11) Specification Section number and title.
 - 12) Drawing number and detail references, as appropriate.
 - 13) Indication of full or partial submittal.
 - 14) Submittal and transmittal distribution record.
 - 15) Remarks.
 - 16) Signature of transmitter.
- E. Electronic Submittals: Identify and incorporate information in each electronic submittal file as follows:

1. Assemble complete submittal package into a single indexed file incorporating submittal requirements of a single Specification Section and transmittal form with links enabling navigation to each item.
 2. Name file with submittal number or other unique identifier, including revision identifier.
 - a. File name shall use project identifier and Specification Section number followed by a decimal point and then a sequential number (e.g., LNHS-061000.01). Resubmittals shall include an alphabetic suffix after another decimal point (e.g., LNHS-061000.01.A).
 3. Provide means for insertion to permanently record Contractor's review and approval markings and action taken by Architect.
 4. Transmittal Form for Electronic Submittals: Use electronic form acceptable to the Architect, containing the following information:
 - a. Project name.
 - b. Date.
 - c. Name and address of Architect.
 - d. Name of Contractor.
 - e. Name of firm or entity that prepared submittal.
 - f. Names of subcontractor, manufacturer, and supplier.
 - g. Category and type of submittal.
 - h. Submittal purpose and description.
 - i. Specification Section number and title.
 - j. Drawing number and detail references, as appropriate.
 - k. Location(s) where product is to be installed, as appropriate.
 - l. Related physical samples submitted directly.
 - m. Indication of full or partial submittal.
 - n. Submittal and transmittal distribution record.
 - o. Other necessary identification.
 - p. Remarks.
- F. Options: Identify options requiring selection by Architect.
- G. Deviations and Additional Information: On an attached separate sheet, prepared on Contractor's letterhead, record relevant information, requests for data, revisions other than those requested by Architect on previous submittals, and deviations from requirements in the Contract Documents, including minor variations and limitations. Include same identification information as related submittal.
- H. Resubmittals: Make resubmittals in same form and number of copies as initial submittal.
1. Note date and content of previous submittal.
 2. Note date and content of revision in label or title block and clearly indicate extent of revision.
 3. Resubmit submittals until they are marked with approval notation from Architect's action stamp.
- I. Distribution: Furnish copies of final submittals to manufacturers, subcontractors, suppliers, fabricators, installers, authorities having jurisdiction, and others as necessary for performance of construction activities. Show distribution on transmittal forms.

- J. Use for Construction: Retain complete copies of submittals on Project site. Use only final action submittals that are marked with approval notation from Architect's action stamp.

PART 2 - PRODUCTS

2.1 SUBMITTAL PROCEDURES

- A. General Submittal Procedure Requirements: Prepare and submit submittals required by individual Specification Sections. Types of submittals are indicated in individual Specification Sections.
 - 1. Submit electronic submittals via email as PDF electronic files.
 - a. Architect will return annotated file. Annotate and retain one copy of file as an electronic Project record document file.
- B. Product Data: Collect information into a single submittal for each element of construction and type of product or equipment.
 - 1. If information must be specially prepared for submittal because standard published data are not suitable for use, submit as Shop Drawings, not as Product Data.
 - 2. Mark each copy of each submittal to show which products and options are applicable.
 - 3. Include the following information, as applicable:
 - a. Manufacturer's catalog cuts.
 - b. Manufacturer's product specifications.
 - c. Standard color charts.
 - d. Statement of compliance with specified referenced standards.
 - e. Testing by recognized testing agency.
 - f. Application of testing agency labels and seals.
 - g. Notation of coordination requirements.
 - h. Availability and delivery time information.
 - 4. For equipment, include the following in addition to the above, as applicable:
 - a. Wiring diagrams showing factory-installed wiring.
 - b. Printed performance curves.
 - c. Operational range diagrams.
 - d. Clearances required to other construction, if not indicated on accompanying Shop Drawings.
 - 5. Submit Product Data before or concurrent with Samples.
 - 6. Submit Product Data in the following format:
 - a. PDF electronic file.
 - b. One paper copy of Product Data unless otherwise indicated. Architect will not return copies.

- C. Shop Drawings: Prepare Project-specific information, drawn accurately to scale. Do not base Shop Drawings on reproductions of the Contract Documents or standard printed data.
1. Preparation: Fully illustrate requirements in the Contract Documents. Include the following information, as applicable:
 - a. Identification of products.
 - b. Schedules.
 - c. Compliance with specified standards.
 - d. Notation of coordination requirements.
 - e. Notation of dimensions established by field measurement.
 - f. Relationship and attachment to adjoining construction clearly indicated.
 - g. Seal and signature of professional engineer if specified.
 2. Sheet Size: Except for templates, patterns, and similar full-size drawings, submit Shop Drawings on sheets at least 8-1/2 by 11 inches, but no larger than 24 by 36 inches.
 3. Submit Shop Drawings in the following format:
 - a. PDF electronic file.
 - b. One opaque (bond) copies of each submittal. Architect will not return copies.
- D. Samples: Submit Samples for review of kind, color, pattern, and texture for a check of these characteristics with other elements and for a comparison of these characteristics between submittal and actual component as delivered and installed.
1. Transmit Samples that contain multiple, related components such as accessories together in one submittal package.
 2. Identification: Attach label on unexposed side of Samples that includes the following:
 - a. Generic description of Sample.
 - b. Product name and name of manufacturer.
 - c. Sample source.
 - d. Number and title of applicable Specification Section.
 - e. Specification paragraph number and generic name of each item.
 3. For projects where electronic submittals are required, provide corresponding electronic submittal of Sample transmittal, digital image file illustrating Sample characteristics, and identification information for record.
 4. Disposition: Maintain sets of approved Samples at Project site, available for quality-control comparisons throughout the course of construction activity. Sample sets may be used to determine final acceptance of construction associated with each set.
 - a. Samples that may be incorporated into the Work are indicated in individual Specification Sections. Such Samples must be in an undamaged condition at time of use.
 - b. Samples not incorporated into the Work, or otherwise designated as Owner's property, are the property of Contractor.
 5. Samples for Initial Selection: Submit manufacturer's color charts consisting of units or sections of units showing the full range of colors, textures, and patterns available.

- a. Number of Samples: Submit two full set(s) of available choices where color, pattern, texture, or similar characteristics are required to be selected from manufacturer's product line. Architect will return submittal with options selected.
- 6. Samples for Verification: Submit full-size units or Samples of size indicated, prepared from same material to be used for the Work, cured and finished in manner specified, and physically identical with material or product proposed for use, and that show full range of color and texture variations expected. Samples include, but are not limited to, the following: partial sections of manufactured or fabricated components; small cuts or containers of materials; complete units of repetitively used materials; swatches showing color, texture, and pattern; color range sets; and components used for independent testing and inspection.
 - a. Number of Samples: Submit three sets of Samples. Architect will retain two Sample sets; remainder will be returned. Mark up and retain one returned Sample set as a project record sample.
 - 1) Submit a single Sample where assembly details, workmanship, fabrication techniques, connections, operation, and other similar characteristics are to be demonstrated.
 - 2) If variation in color, pattern, texture, or other characteristic is inherent in material or product represented by a Sample, submit at least three sets of paired units that show approximate limits of variations.
- E. Qualification Data: Prepare written information that demonstrates capabilities and experience of firm or person. Include lists of completed projects with project names and addresses, contact information of architects and owners, and other information specified.
- F. Welding Certificates: Prepare written certification that welding procedures and personnel comply with requirements in the Contract Documents. Submit record of Welding Procedure Specification and Procedure Qualification Record on AWS forms. Include names of firms and personnel certified.
- G. Material Test Reports: Submit reports written by a qualified testing agency, on testing agency's standard form, indicating and interpreting test results of material for compliance with requirements in the Contract Documents.
- H. Product Test Reports: Submit written reports indicating that current product produced by manufacturer complies with requirements in the Contract Documents. Base reports on evaluation of tests performed by manufacturer and witnessed by a qualified testing agency, or on comprehensive tests performed by a qualified testing agency.
- I. Field Test Reports: Submit written reports indicating and interpreting results of field tests performed either during installation of product or after product is installed in its final location, for compliance with requirements in the Contract Documents.

2.2 DELEGATED-DESIGN SERVICES

- A. Performance and Design Criteria: Where professional design services or certifications by a design professional are specifically required of Contractor by the Contract Documents, provide products and systems complying with specific performance and design criteria indicated.
 - 1. If criteria indicated are not sufficient to perform services or certification required, submit a written request for additional information to Architect.
- B. Delegated-Design Services Certification: In addition to Shop Drawings, Product Data, and other required submittals, submit digitally signed PDF electronic file and two paper copies of certificate, signed and sealed by the responsible design professional, for each product and system specifically assigned to Contractor to be designed or certified by a design professional.
 - 1. Indicate that products and systems comply with performance and design criteria in the Contract Documents. Include list of codes, loads, and other factors used in performing these services.

PART 3 - EXECUTION

3.1 CONTRACTOR'S REVIEW

- A. Action and Informational Submittals: Review each submittal and check for coordination with other Work of the Contract and for compliance with the Contract Documents. Note corrections and field dimensions. Mark with approval stamp before submitting to Architect.
- B. Approval Stamp: Stamp each submittal with a uniform, approval stamp. Include Project name and location, submittal number, Specification Section title and number, name of reviewer, date of Contractor's approval, and statement certifying that submittal has been reviewed, checked, and approved for compliance with the Contract Documents.

3.2 ARCHITECT'S ACTION

- A. Action Submittals: Architect will review each submittal, make marks to indicate corrections or revisions required, and return it. Architect will stamp each submittal with an action stamp and will mark stamp appropriately to indicate action.
- B. Informational Submittals: Architect will review each submittal and will not return it, or will return it if it does not comply with requirements. Architect will forward each submittal to appropriate party.
- C. Partial submittals prepared for a portion of the Work will be reviewed when use of partial submittals has received prior approval from Architect.
- D. Incomplete submittals are unacceptable, will be considered nonresponsive, and will be returned for resubmittal without review.
- E. Submittals not required by the Contract Documents may be returned by the Architect without action.

END OF SECTION 013300

SECTION 016000 - PRODUCT REQUIREMENTS

PART 1 - GENERAL

1.1 SUMMARY

- A. Section includes administrative and procedural requirements for selection of products for use in Project; product delivery, storage, and handling; manufacturers' standard warranties on products; special warranties; and comparable products.
- B. In the event of disagreement between drawings and specifications or with either documents, it is the better quality or greater quantity of work which shall take precedence.

1.2 DEFINITIONS

- A. Products: Items obtained for incorporating into the Work, whether purchased for Project or taken from previously purchased stock. The term "product" includes the terms "material," "equipment," "system," and terms of similar intent.
 - 1. Named Products: Items identified by manufacturer's product name, including make or model number or other designation shown or listed in manufacturer's published product literature, that is current as of date of the Contract Documents.
 - 2. New Products: Items that have not previously been incorporated into another project or facility. Products salvaged or recycled from other projects are not considered new products.
 - 3. Comparable Product: Product that is demonstrated and approved through submittal process to have the indicated qualities related to type, function, dimension, in-service performance, physical properties, appearance, and other characteristics that equal or exceed those of specified product.
- B. Basis-of-Design Product Specification: A specification in which a specific manufacturer's product is named and accompanied by the words "basis-of-design product," including make or model number or other designation, to establish the significant qualities related to type, function, dimension, in-service performance, physical properties, appearance, and other characteristics for purposes of evaluating comparable products of additional manufacturers named in the specification.

1.3 ACTION SUBMITTALS

- A. Comparable Product Requests: Submit request for consideration of each comparable product. Identify product or fabrication or installation method to be replaced. Include Specification Section number and title and Drawing numbers and titles.
 - 1. Architect's Action: If necessary, Architect will request additional information or documentation for evaluation within one week of receipt of a comparable product request. Architect will notify Contractor of approval or rejection of proposed comparable

product request within 15 days of receipt of request, or seven days of receipt of additional information or documentation, whichever is later.

- a. Form of Approval: As specified in Section 013300 "Submittal Procedures."
- b. Use product specified if Architect does not issue a decision on use of a comparable product request within time allocated.

- B. Basis-of-Design Product Specification Submittal: Comply with requirements in Section 013300 "Submittal Procedures." Show compliance with requirements.

1.4 QUALITY ASSURANCE

- A. Compatibility of Options: If Contractor is given option of selecting between two or more products for use on Project, select product compatible with products previously selected, even if previously selected products were also options.

1.5 PRODUCT DELIVERY, STORAGE, AND HANDLING

- A. Deliver, store, and handle products using means and methods that will prevent damage, deterioration, and loss, including theft and vandalism. Comply with manufacturer's written instructions.

- B. Delivery and Handling:

- 1. Schedule delivery to minimize long-term storage at Project site and to prevent overcrowding of construction spaces.
- 2. Coordinate delivery with installation time to ensure minimum holding time for items that are flammable, hazardous, easily damaged, or sensitive to deterioration, theft, and other losses.
- 3. Deliver products to Project site in an undamaged condition in manufacturer's original sealed container or other packaging system, complete with labels and instructions for handling, storing, unpacking, protecting, and installing.
- 4. Inspect products on delivery to determine compliance with the Contract Documents and to determine that products are undamaged and properly protected.

- C. Storage:

- 1. Store products to allow for inspection and measurement of quantity or counting of units.
- 2. Store materials in a manner that will not endanger Project structure.
- 3. Store products that are subject to damage by the elements, under cover in a weathertight enclosure above ground, with ventilation adequate to prevent condensation.
- 4. Protect foam plastic from exposure to sunlight, except to extent necessary for period of installation and concealment.
- 5. Comply with product manufacturer's written instructions for temperature, humidity, ventilation, and weather-protection requirements for storage.
- 6. Protect stored products from damage and liquids from freezing.

1.6 PRODUCT WARRANTIES

- A. Warranties specified in other Sections shall be in addition to, and run concurrent with, other warranties required by the Contract Documents. Manufacturer's disclaimers and limitations on product warranties do not relieve Contractor of obligations under requirements of the Contract Documents.
 - 1. Manufacturer's Warranty: Written warranty furnished by individual manufacturer for a particular product and specifically endorsed by manufacturer to Owner.
 - 2. Special Warranty: Written warranty required by the Contract Documents to provide specific rights for Owner.
- B. Special Warranties: Prepare a written document that contains appropriate terms and identification, ready for execution.
 - 1. Manufacturer's Standard Form: Modified to include Project-specific information and properly executed.
 - 2. Specified Form: When specified forms are included with the Specifications, prepare a written document using indicated form properly executed.
 - 3. Refer to other Sections for specific content requirements and particular requirements for submitting special warranties.

PART 2 - PRODUCTS

2.1 PRODUCT SELECTION PROCEDURES

- A. General Product Requirements: Provide products that comply with the Contract Documents, are undamaged and, unless otherwise indicated, are new at time of installation.
 - 1. Provide products complete with accessories, trim, finish, fasteners, and other items needed for a complete installation and indicated use and effect.
 - 2. Standard Products: If available, and unless custom products or nonstandard options are specified, provide standard products of types that have been produced and used successfully in similar situations on other projects.
 - 3. Owner reserves the right to limit selection to products with warranties not in conflict with requirements of the Contract Documents.
 - 4. Where products are accompanied by the term "as selected," Architect will make selection.
 - 5. Descriptive, performance, and reference standard requirements in the Specifications establish salient characteristics of products.
- B. Product Selection Procedures:
 - 1. Product: Where Specifications name a single manufacturer and product, provide the named product that complies with requirements. Comparable products or substitutions for Contractor's convenience will not be considered.
 - 2. Manufacturer/Source: Where Specifications name a single manufacturer or source, provide a product by the named manufacturer or source that complies with requirements.

- Comparable products or substitutions for Contractor's convenience will not be considered.
3. Products:
 - a. Restricted List: Where Specifications include a list of names of both manufacturers and products, provide one of the products listed that complies with requirements. Comparable products or substitutions for Contractor's convenience will not be considered unless otherwise indicated.
 - b. Nonrestricted List: Where Specifications include a list of names of both available manufacturers and products, provide one of the products listed, or an unnamed product, that complies with requirements. Comply with requirements in "Comparable Products" Article for consideration of an unnamed product.
 4. Manufacturers:
 - a. Restricted List: Where Specifications include a list of manufacturers' names, provide a product by one of the manufacturers listed that complies with requirements. Comparable products or substitutions for Contractor's convenience will not be considered unless otherwise indicated.
 - b. Nonrestricted List: Where Specifications include a list of available manufacturers, provide a product by one of the manufacturers listed, or a product by an unnamed manufacturer, that complies with requirements. Comply with requirements in "Comparable Products" Article for consideration of an unnamed manufacturer's product.
 5. Basis-of-Design Product: Where Specifications name a product, or refer to a product indicated on Drawings, and include a list of manufacturers, provide the specified or indicated product or a comparable product by one of the other named manufacturers. Drawings and Specifications indicate sizes, profiles, dimensions, and other characteristics that are based on the product named. Comply with requirements in "Comparable Products" Article for consideration of an unnamed product by one of the other named manufacturers.
- C. Visual Matching Specification: Where Specifications require "match Architect's sample", provide a product that complies with requirements and matches Architect's sample. Architect's decision will be final on whether a proposed product matches.
1. If no product available within specified category matches and complies with other specified requirements, comply with requirements in Section 012500 "Substitution Procedures" for proposal of product.
- D. Visual Selection Specification: Where Specifications include the phrase "as selected by Architect from manufacturer's full range" or similar phrase, select a product that complies with requirements. Architect will select color, gloss, pattern, density, or texture from manufacturer's product line that includes both standard and premium items.

2.2 COMPARABLE PRODUCTS

- A. Conditions for Consideration: Architect will consider Contractor's request for comparable product when the following conditions are satisfied. If the following conditions are not satisfied,

Architect may return requests without action, except to record noncompliance with these requirements:

1. Evidence that the proposed product does not require revisions to the Contract Documents, that it is consistent with the Contract Documents and will produce the indicated results, and that it is compatible with other portions of the Work.
2. Detailed comparison of significant qualities of proposed product with those named in the Specifications. Significant qualities include attributes such as performance, weight, size, durability, visual effect, and specific features and requirements indicated.
3. Evidence that proposed product provides specified warranty.
4. List of similar installations for completed projects with project names and addresses and names and addresses of architects and owners, if requested.
5. Samples, if requested.

PART 3 - EXECUTION (Not Used)

END OF SECTION 016000

SECTION 66116 - SOLID SURFACING WALL PANELS

PART 1 - GENERAL

1.1 SUMMARY

A. Section Includes:

1. Solid surface wall cladding panels.

1.2 ACTION SUBMITTALS

A. Product Data: For Wall cladding

B. Shop Drawings: For Cladding, Show materials, finishes, edge profiles, methods of joining.

1. Show locations and details of joints.
2. Show direction of directional pattern, if any.

C. Samples for Verification: For the following products:

1. Cladding material, 6 inches square.

1.3 FIELD CONDITIONS

A. Field Measurements: Verify dimensions of cladding by field measurements.

1.4 COORDINATION

A. Coordinate locations of utilities that will penetrate cladding.

PART 2 - PRODUCTS

2.1 SOLID SURFACE WALL CLADDING

A. Solid Surface Material: Homogeneous-filled plastic resin complying with ISFA 2-01.

1. Manufacturers: Subject to compliance with requirements, provide products by the following:
 - a. Wilsonart LLC.
2. Material Thickness: 1/4 inch, Nominal.
3. Colors and Patterns: As selected by Architect from manufacturer's full range.

2.2 ACCESSORIES

- A. Adhesive: As recommended by plastic paneling manufacturer.
- B. Sealant: Mildew-resistant, single-component, neutral-curing silicone sealant recommended by solid surface manufacturer.

2.3 FABRICATION

- A. Fabricate components in shop, to greatest extent practicable, in sizes and shapes indicated according to approved shop drawings and manufacturer's published fabrication requirements.
- B. Form joint seams between solid surfacing components with specified seam adhesive. Completed joints inconspicuous in appearance and without voids.
- C. Provide holes and cutouts indicated on approved shop drawings. Rout cutouts and complete by sanding all edges smooth.

PART 3 - EXECUTION

3.1 EXAMINATION

- A. Examine substrates and conditions that could adversely affect the work of this Section.
- B. Substrates must be sound, flat, smooth, and free from dust or other surface contaminants.
- C. Proceed with installation only after unsatisfactory conditions have been corrected.

3.2 INSTALLATION

- A. Install wall cladding panels plumb, level, and true according to approved shop drawings and manufacturer's published installation instructions. Shim as required during installation process. Use woodworking and specialized fabrication tools acceptable to manufacturer.
- B. Rout all wall cladding panels to size; sawcuts are not permissible. Cutouts must also be routed with eased edges.
- C. Provide eased panel edges where specified silicone sealant is required to fill gap between panels.
- D. Attach wall cladding panels to substrate with specified construction adhesive. Apply construction adhesive as 1/4 inch beads in locations and spacing according to manufacturer's published installation instructions. Provide temporary bracing until adhesive has to set to proper strength. Promptly remove excess adhesive.
- E. Form wall cladding joint seams for multiple panels with specified joint adhesive. Seams in locations shown on approved shop drawings and acceptable to manufacturer. Promptly remove excess adhesive.

- F. Top of panels to have beveled edge to shed water.

3.3 CLEANING AND PROTECTION

- A. Clean solid surfacing components according to manufacturer's published maintenance instructions. Completely remove excess adhesives and sealants from finished surfaces.
- B. Protect completed work from damage during remainder of construction period.

END OF SECTION 066116

SECTION 079200 - JOINT SEALANTS

PART 1 - GENERAL

1.1 SUMMARY

- A. Section Includes:
 - 1. Mildew-resistant joint sealants.
 - 2. Latex joint sealants.

1.2 ACTION SUBMITTALS

- A. Product Data: For each joint-sealant product.
- B. Joint-Sealant Schedule: Include the following information:
 - 1. Joint-sealant application, joint location, and designation.
 - 2. Joint-sealant manufacturer and product name.
 - 3. Joint-sealant formulation.
 - 4. Joint-sealant color.

1.3 QUALITY ASSURANCE

- A. Installer Qualifications: An authorized representative who is trained and approved by manufacturer.

1.4 FIELD CONDITIONS

- A. Do not proceed with installation of joint sealants under the following conditions:
 - 1. When ambient and substrate temperature conditions are outside limits permitted by joint-sealant manufacturer or are below 40 deg F.
 - 2. When joint substrates are wet.
 - 3. Where joint widths are less than those allowed by joint-sealant manufacturer for applications indicated.
 - 4. Where contaminants capable of interfering with adhesion have not yet been removed from joint substrates.

PART 2 - PRODUCTS

2.1 JOINT SEALANTS, GENERAL

- A. Compatibility: Provide joint sealants, backings, and other related materials that are compatible with one another and with joint substrates under conditions of service and application, as demonstrated by joint-sealant manufacturer, based on testing and field experience.
- B. Colors of Exposed Joint Sealants: As indicated.

2.2 MILDEW-RESISTANT JOINT SEALANTS – MRJS-1 and MRJS-2

- A. Mildew-Resistant Joint Sealants: Formulated for prolonged exposure to humidity with fungicide to prevent mold and mildew growth.
- B. Silicone, Mildew Resistant, Acid Curing, S, NS, 25, NT: Mildew-resistant, single-component, nonsag, plus 25 percent and minus 25 percent movement capability, nontraffic-use, acid-curing silicone joint sealant; ASTM C 920, Type S, Grade NS, Class 25, Use NT.
 - 1. Manufacturers: Subject to compliance with requirements, provide products by one of the following:
 - a. Dow Corning Corporation.
 - b. GE Construction Sealants; Momentive Performance Materials Inc.
 - c. Pecora Corporation.
 - d. Tremco Incorporated.
 - 2. Joint Sealant Color:
 - a. MRJS-1: Manufacturer's standard white color.
 - b. MRJS-2: Manufacturer's standard clear color.

2.3 LATEX JOINT SEALANTS – LJS-1

- A. Acrylic Latex: Acrylic latex or siliconized acrylic latex, ASTM C 834, Type OP, Grade NF.
 - 1. Manufacturers: Subject to compliance with requirements, provide products by one of the following:
 - a. BASF Building Systems.
 - b. Bostik, Inc.
 - c. Pecora Corporation.
 - d. Tremco Incorporated.
 - 2. Joint Sealant Color: Manufacturer's standard white for field painting.

2.4 JOINT-SEALANT BACKING

- A. Sealant Backing Material, General: Nonstaining; compatible with joint substrates, sealants, primers, and other joint fillers; and approved for applications indicated by sealant manufacturer based on field experience and laboratory testing.
- B. Cylindrical Sealant Backings: ASTM C 1330, as approved in writing by joint-sealant manufacturer for joint application indicated, and of size and density to control sealant depth and otherwise contribute to producing optimum sealant performance.
- C. Bond-Breaker Tape: Polyethylene tape or other plastic tape recommended by sealant manufacturer for preventing sealant from adhering to rigid, inflexible joint-filler materials or joint surfaces at back of joint. Provide self-adhesive tape where applicable.

2.5 MISCELLANEOUS MATERIALS

- A. Primer: Material recommended by joint-sealant manufacturer where required for adhesion of sealant to joint substrates indicated, as determined from preconstruction joint-sealant-substrate tests and field tests.
- B. Cleaners for Nonporous Surfaces: Chemical cleaners acceptable to manufacturers of sealants and sealant backing materials, free of oily residues or other substances capable of staining or harming joint substrates and adjacent nonporous surfaces in any way, and formulated to promote optimum adhesion of sealants to joint substrates.
- C. Masking Tape: Nonstaining, nonabsorbent material compatible with joint sealants and surfaces adjacent to joints.

PART 3 - EXECUTION

3.1 EXAMINATION

- A. Examine joints indicated to receive joint sealants, with Installer present, for compliance with requirements for joint configuration, installation tolerances, and other conditions affecting performance of the Work.
- B. Proceed with installation only after unsatisfactory conditions have been corrected.

3.2 PREPARATION

- A. Surface Cleaning of Joints: Clean out joints immediately before installing joint sealants to comply with joint-sealant manufacturer's written instructions and the following requirements:
 - 1. Remove all foreign material from joint substrates that could interfere with adhesion of joint sealant, including dust, paints (except for permanent, protective coatings tested and approved for sealant adhesion and compatibility by sealant manufacturer), old joint sealants, oil, grease, waterproofing, water repellents, water, surface dirt, and frost.

2. Clean nonporous joint substrate surfaces with chemical cleaners or other means that do not stain, harm substrates, or leave residues capable of interfering with adhesion of joint sealants. Nonporous joint substrates include the following:

- a. Metal.
- b. Glass.
- c. Porcelain enamel
- d. Glazed surfaces or ceramic tile.

- B. Joint Priming: Prime joint substrates where recommended by joint-sealant manufacturer or as indicated by preconstruction joint-sealant-substrate tests or prior experience. Apply primer to comply with joint-sealant manufacturer's written instructions. Confine primers to areas of joint-sealant bond; do not allow spillage or migration onto adjoining surfaces.
- C. Masking Tape: Use masking tape where required to prevent contact of sealant or primer with adjoining surfaces that otherwise would be permanently stained or damaged by such contact or by cleaning methods required to remove sealant smears. Remove tape immediately after tooling without disturbing joint seal.

3.3 INSTALLATION OF JOINT SEALANTS

- A. General: Comply with joint-sealant manufacturer's written installation instructions for products and applications indicated, unless more stringent requirements apply.
- B. Sealant Installation Standard: Comply with recommendations in ASTM C 1193 for use of joint sealants as applicable to materials, applications, and conditions indicated.
- C. Install sealant backings of kind indicated to support sealants during application and at position required to produce cross-sectional shapes and depths of installed sealants relative to joint widths that allow optimum sealant movement capability.
 1. Do not leave gaps between ends of sealant backings.
 2. Do not stretch, twist, puncture, or tear sealant backings.
 3. Remove absorbent sealant backings that have become wet before sealant application, and replace them with dry materials.
- D. Install bond-breaker tape behind sealants where sealant backings are not used between sealants and backs of joints.
- E. Install sealants using proven techniques that comply with the following and at the same time backings are installed:
 1. Place sealants so they directly contact and fully wet joint substrates.
 2. Completely fill recesses in each joint configuration.
 3. Produce uniform, cross-sectional shapes and depths relative to joint widths that allow optimum sealant movement capability.
- F. Tooling of Nonsag Sealants: Immediately after sealant application and before skinning or curing begins, tool sealants according to requirements specified in subparagraphs below to form

smooth, uniform beads of configuration indicated; to eliminate air pockets; and to ensure contact and adhesion of sealant with sides of joint.

1. Remove excess sealant from surfaces adjacent to joints.
2. Use tooling agents that are approved in writing by sealant manufacturer and that do not discolor sealants or adjacent surfaces.
3. Provide concave joint profile per Figure 8A in ASTM C 1193 unless otherwise indicated.

3.4 CLEANING

- A. Clean off excess sealant or sealant smears adjacent to joints as the Work progresses by methods and with cleaning materials approved in writing by manufacturers of joint sealants and of products in which joints occur.

3.5 PROTECTION

- A. Protect joint sealants during and after curing period from contact with contaminating substances and from damage resulting from construction operations or other causes so sealants are without deterioration or damage at time of Substantial Completion. If, despite such protection, damage or deterioration occurs, cut out, remove, and repair damaged or deteriorated joint sealants immediately so installations with repaired areas are indistinguishable from original work.

3.6 JOINT-SEALANT SCHEDULE

- A. Joint-Sealant Application: Interior joints in vertical surfaces and horizontal nontraffic surfaces:
 1. Joint Locations:
 - a. Perimeter joints between interior wall surfaces and frames of interior doors (LJS-1).
 - b. Perimeter joints between interior wall surfaces and specialty items (LJS-1).
 - c. Other joints as indicated.
- B. Joint-Sealant Application: Mildew-resistant interior joints in vertical surfaces and horizontal nontraffic surfaces:
 1. Joint Locations:
 - a. Joints between white china plumbing fixtures and adjoining walls and floors (MRJS-1).
 - b. Joints between other plumbing fixtures and adjoining walls and floors (MRJS-2).
 - c. Other joints as indicated.

END OF SECTION 079200

SECTION 081113 - HOLLOW METAL DOORS

PART 1 - GENERAL

1.1 SUMMARY

A. Section Includes:

1. Interior standard steel doors.

B. Related Requirements:

1.2 DEFINITIONS

- A. Minimum Thickness: Minimum thickness of base metal without coatings in accordance with NAAMM-HMMA 803 or ANSI/SDI A250.8.

1.3 COORDINATION

- A. Coordinate requirements for installation of door hardware, electrified door hardware, and access control and security systems.

1.4 ACTION SUBMITTALS

A. Product Data Submittals: For each product.

1. Include construction details, material descriptions, core descriptions, and finishes.

B. Shop Drawings: Include the following:

1. Elevations of each door type.
2. Details of doors, including vertical- and horizontal-edge details and metal thicknesses.
3. Locations of reinforcement and preparations for hardware.
4. Details of anchorages, joints, field splices, and connections.
5. Details of accessories.
6. Details of moldings, removable stops, and glazing.

- C. Product Schedule: For hollow-metal doors, prepared by or under the supervision of supplier, using same reference numbers for details and openings as those on Drawings. Coordinate with final door hardware schedule.

1.5 DELIVERY, STORAGE, AND HANDLING

- A. Deliver hollow-metal doors palletized, packaged, or crated to provide protection during transit and Project-site storage. Do not use nonvented plastic.

- B. Store hollow-metal doors vertically under cover at Project site with head up. Place on minimum 4-inch-high wood blocking. Provide minimum 1/4-inch space between each stacked door to permit air circulation.

PART 2 - PRODUCTS

2.1 HOLLOW METAL DOORS

- A. Manufacturers: Subject to compliance with requirements, provide products by one of the following:
 - 1. Ceco Door; AADG, Inc.; ASSA ABLOY.
 - 2. Curries, AADG, Inc.; ASSA ABLOY Group.
 - 3. Karpen Steel Custom Doors & Frames.
 - 4. LaForce, LLC.
 - 5. Steelcraft; Allegion plc.

2.2 PERFORMANCE REQUIREMENTS

- A. Fire-Rated Door Assemblies: Assemblies complying with NFPA 80 that are listed and labeled by a qualified testing agency acceptable to authorities having jurisdiction for fire-protection ratings indicated on Drawings, based on testing at positive pressure in accordance with NFPA 252 or UL 10C.

2.3 INTERIOR STANDARD STEEL DOORS

- A. Construct hollow-metal doors to comply with standards indicated for materials, fabrication, hardware locations, hardware reinforcement, tolerances, and clearances, and as specified.
- B. Heavy-Duty Doors: ANSI/SDI A250.8, Level 2; ANSI/SDI A250.4, Level B.
 - 1. Doors:
 - a. Type: As indicated in the Door and Frame Schedule on Drawings.
 - b. Thickness: 1-3/4 inches.
 - c. Face: Uncoated steel sheet, minimum thickness of 0.042 inch.
 - d. Edge Construction: Model 1, Full Flush.
 - e. Edge Bevel: Bevel lock edge 1/8 inch in 2 inches.
 - f. Fire-Rated Core: Manufacturer's standard core for fire-rated doors.
 - 2. Exposed Finish: Prime.

2.4 MATERIALS

- A. Cold-Rolled Steel Sheet: ASTM A1008/A1008M, Commercial Steel (CS), Type B; suitable for exposed applications.

- B. Metallic-Coated Steel Sheet: ASTM A653/A653M, Commercial Steel (CS), Type B.
- C. Inserts, Bolts, and Fasteners: Hot-dip galvanized in accordance with ASTM A153/A153M.
- D. Power-Actuated Fasteners in Concrete: Fastener system of type suitable for application indicated, fabricated from corrosion-resistant materials, with clips or other accessory devices for attaching hollow-metal frames of type indicated.
- E. Glazing:
 - 1. Manufacturer: FireLite Plus® as manufactured by Nippon Electric Glass Company, Ltd., and distributed by Technical Glass Products, or approved equal.
 - 2. Fire-rated glass ceramic laminated clear and wireless glazing material listed for use in impact safety-rated locations such as doors, transoms and borrowed lites with fire rating requirements ranging from 20 to 180 minutes with required hose stream test.
 - 3. Labeling: Permanently label each piece of FireLite Plus® with the FireLite Plus® logo, UL logo and fire rating in sizes up to 3,325 sq. in.

2.5 FABRICATION

- A. Hardware Preparation: Factory prepare hollow-metal doors to receive templated mortised hardware, and electrical wiring; include cutouts, reinforcement, mortising, drilling, and tapping in accordance with ANSI/SDI A250.6, the Door Hardware Schedule on Drawings, and templates.
 - 1. Reinforce doors to receive nontemplated, and surface-mounted door hardware.
 - 2. Comply with BHMA A156.115 for preparing hollow-metal doors for hardware.
- B. Glazed Lites: Provide stops and moldings around glazed lites where indicated. Form corners of stops and moldings with butted or mitered hairline joints.
 - 1. Provide stops and moldings flush with face of door, and with beveled stops unless otherwise indicated.
 - 2. Provide fixed frame moldings on outside of exterior and on secure side of interior doors and frames. Provide loose stops and moldings on inside of hollow-metal doors and frames.
 - 3. Coordinate rabbet width between fixed and removable stops with glazing and installation types indicated.
 - 4. Provide stops for installation with countersunk flat- or oval-head machine screws spaced uniformly not more than 9 inches o.c. and not more than 2 inches o.c. from each corner.

2.6 STEEL FINISHES

- A. Prime Finish: Clean, pretreat, and apply manufacturer's standard primer.
 - 1. Shop Primer: Manufacturer's standard, fast-curing, lead- and chromate-free primer complying with ANSI/SDI A250.10; recommended by primer manufacturer for substrate; compatible with substrate and field-applied coatings despite prolonged exposure.

PART 3 - EXECUTION

3.1 PREPARATION

- A. Drill and tap doors and existing frames to receive nontemplated, and surface-mounted door hardware.

3.2 INSTALLATION

- A. Install hollow-metal doors plumb, rigid, properly aligned, and securely fastened in place. Comply with approved Shop Drawings and with manufacturer's written instructions.
- B. Hollow-Metal Doors: Fit and adjust hollow-metal doors accurately in frames, within clearances specified below.
 - 1. Fire-Rated Doors: Install doors with clearances in accordance with NFPA 80.
- C. Glazing: Comply with installation requirements in Section 088000 "Glazing" and with hollow-metal manufacturer's written instructions.

3.3 REPAIR

- A. Prime-Coat Touchup: Immediately after erection, sand smooth rusted or damaged areas of prime coat and apply touchup of compatible air-drying, rust-inhibitive primer.
- B. Metallic-Coated Surface Touchup: Clean abraded areas and repair with galvanizing repair paint in accordance with manufacturer's written instructions.

END OF SECTION 081113

SECTION 093013 - CERAMIC TILING

PART 1 - GENERAL

1.1 SUMMARY

- A. Section Includes:
 - 1. Porcelain tile.
 - 2. Glass wall tile.
 - 3. Tile backing panels.
 - 4. Waterproof membrane.
 - 5. Crack isolation membrane.
 - 6. Metal edge strips.
 - 7. Metal Corner Protection Strips

1.2 DEFINITIONS

- A. General: Definitions in the ANSI A108 series of tile installation standards and in ANSI A137.1 apply to Work of this Section unless otherwise specified.
- B. ANSI A108 Series: ANSI A108.01, ANSI A108.02, ANSI A108.1A, ANSI A108.1B, ANSI A108.1C, ANSI A108.4, ANSI A108.5, ANSI A108.6, ANSI A108.8, ANSI A108.9, ANSI A108.10, ANSI A108.11, ANSI A108.12, ANSI A108.13, ANSI A108.14, ANSI A108.15, ANSI A108.16, and ANSI A108.17, which are contained in its "Specifications for Installation of Ceramic Tile."
- C. Face Size: Actual tile size, excluding spacer lugs.
- D. Module Size: Actual tile size plus joint width indicated.

1.3 PREINSTALLATION MEETINGS

- A. Preinstallation Conference: Conduct conference at Project site.
 - 1. Review requirements in ANSI A108.01 for substrates and for preparation by other trades.

1.4 ACTION SUBMITTALS

- A. Product Data: For each type of product.
- B. Samples for Verification:
 - 1. Full-size units of each type and composition of tile and for each color and finish required.
 - 2. Full-size units of each type of trim and accessory for each color and finish required.
 - 3. Metal edge strips in 6-inch lengths.

1.5 MAINTENANCE MATERIAL SUBMITTALS

- A. Furnish extra materials that match and are from same production runs as products installed and that are packaged with protective covering for storage and identified with labels describing contents.
 - 1. Tile and Trim Units: Furnish quantity of full-size units equal to 10 percent of amount installed for each type, composition, color, pattern, and size indicated.

1.6 DELIVERY, STORAGE, AND HANDLING

- A. Deliver and store packaged materials in original containers with seals unbroken and labels intact until time of use. Comply with requirements in ANSI A137.1 for labeling tile packages.
- B. Store tile and cementitious materials on elevated platforms, under cover, and in a dry location.
- C. Store aggregates where grading and other required characteristics can be maintained and contamination can be avoided.
- D. Store liquid materials in unopened containers and protected from freezing.

1.7 FIELD CONDITIONS

- A. Environmental Limitations: Do not install tile until construction in spaces is complete and ambient temperature and humidity conditions are maintained at the levels indicated in referenced standards and manufacturer's written instructions.

PART 2 - PRODUCTS

2.1 MANUFACTURERS

- A. Source Limitations for Setting and Grouting Materials: Obtain ingredients of a uniform quality for each mortar, adhesive, and grout component from single manufacturer and each aggregate from single source or producer.
- B. Source Limitations for Other Products: Obtain each of the following products specified in this Section from a single manufacturer:
 - 1. Crack isolation membrane.
 - 2. Cementitious backer units.
 - 3. Metal edge strips.

2.2 PRODUCTS, GENERAL

- A. ANSI Ceramic Tile Standard: Provide tile that complies with ANSI A137.1 for types, compositions, and other characteristics indicated.

1. Provide tile complying with Standard grade requirements unless otherwise indicated.
- B. ANSI Standards for Tile Installation Materials: Provide materials complying with ANSI A108.02, ANSI standards referenced in other Part 2 articles, ANSI standards referenced by TCNA installation methods specified in tile installation schedules, and other requirements specified.

2.3 TILE PRODUCTS

A. Tile Type: Unglazed Glazed porcelain tile.

1. Manufacturers: Subject to compliance with requirements, provide products by the following: No substitutions
 - a. Crossville, Inc.
2. Face Size: See drawings for sizes
3. Thickness: Wall tile 1/4 inch, Floor tile and base 3/8 inch.
4. Tile Color, Glaze, and Pattern: See finish schedule on drawings.
5. Grout Color: See finish schedule on drawings.
6. Trim Units: Coordinated with sizes and coursing of adjoining flat tile where applicable and matching characteristics of adjoining flat tile. Provide shapes as follows, selected from manufacturer's standard shapes:
 - a. Cove Base: 6 x 12 match adjoining floor tile.

B. Tile Type: Glass wall tile.

1. Manufacturers: Subject to compliance with requirements, provide products by the following: No substitutions
 - a. Crossville, Inc.
2. Module Size: (9) 1 inch by 1 inch tiles to make 3 inch by 3 inch modules.
3. Thickness: 1/4 inch.
4. Tile Color and Pattern: See finish schedule on drawings.
5. Grout Color: See finish schedule on drawings.
6. Mounting: Factory, back mounted.

2.4 TILE BACKING PANELS (Only at locations indicated on drawings)

- A. Cementitious Backer Units: ANSI A118.9 or ASTM C1325, Type A, in maximum lengths available to minimize end-to-end butt joints.
 1. Manufacturers: Subject to compliance with requirements, provide products by one of the following:
 - a. FinPan, Inc.

- b. USG Corporation.
- 2. Thickness: 5/8 inch.

2.5 WATERPROOF MEMBRANE

- A. General: Manufacturer's standard product that complies with ANSI A118.10 and is recommended by the manufacturer for the application indicated. Include reinforcement and accessories recommended by manufacturer.
- B. Polyethylene Sheet: Polyethylene faced on both sides with fleece webbing; 0.008-inch nominal thickness.
 - 1. Manufacturers: Subject to compliance with requirements, provide products by the following:
 - a. Schluter Systems L.P.; KERDI.
 - b. Or approved equal.

2.6 CRACK ISOLATION MEMBRANE

- A. General: Manufacturer's standard product, selected from the following, that complies with ANSI A118.12 for standard performance and is recommended by the manufacturer for the application indicated. Include reinforcement and accessories recommended by manufacturer.

2.7 SETTING MATERIALS

- A. Portland Cement Mortar (Thickset) Installation Materials: ANSI A108.02. (For floor built up substrate only)
 - 1. Cleavage Membrane: Asphalt felt, ASTM D226/D226M, Type I (No. 15); or polyethylene sheeting, ASTM D4397, 4.0 mils thick.
 - 2. Reinforcing Wire Fabric: Galvanized, welded-wire fabric, 2 by 2 inches by 0.062-inch diameter; comply with ASTM A185/A185M and ASTM A82/A82M, except for minimum wire size.
 - 3. Latex Additive: Manufacturer's standard water emulsion, serving as replacement for part or all of gaging water, of type specifically recommended by latex-additive manufacturer for use with field-mixed portland cement and aggregate mortar bed.
- B. Modified Dry-Set Mortar (Thinset): ANSI A118.4.
 - 1. Provide prepackaged, dry-mortar mix containing dry, redispersible, vinyl acetate or acrylic additive to which only water must be added at Project site.
 - 2. For wall applications, provide mortar that complies with requirements for nonsagging mortar in addition to the other requirements in ANSI A118.4.

2.8 GROUT MATERIALS

- A. High-Performance Tile Grout: ANSI A118.7.
 - 1. Manufacturers: Subject to compliance with requirements, provide products by one of the following:
 - a. Bostik; Arkema.
 - b. H.B. Fuller Construction Products Inc. / TEC.
 - c. MAPEI Corporation.
 - 2. Polymer Type: Dry, redispersible form, prepackaged with other dry ingredients.

2.9 MISCELLANEOUS MATERIALS

- A. Trowelable Underlayments and Patching Compounds: Latex-modified, portland cement-based formulation provided or approved by manufacturer of tile-setting materials for installations indicated.
- B. Metal Edge Strips: Angle or L-shaped, height to match tile and setting-bed thickness, metallic or combination of metal and PVC or neoprene base, designed specifically for flooring applications; exposed-edge material.
- C. Metal Corner Protection Strips: Square shaped with integrated perforated anchoring leg and grout joint spacer, Height to match tile and setting- bed thickness, Brushed stainless steel. Quadec by Schluter Systems or approved equal.
- D. Tile Cleaner: A neutral cleaner capable of removing soil and residue without harming tile and grout surfaces, specifically approved for materials and installations indicated by tile and grout manufacturers.
- E. Floor Sealer: Manufacturer's standard product for sealing grout joints and that does not change color or appearance of grout.

2.10 MIXING MORTARS AND GROUT

- A. Mix mortars and grouts to comply with referenced standards and mortar and grout manufacturers' written instructions.
- B. Add materials, water, and additives in accurate proportions.
- C. Obtain and use type of mixing equipment, mixer speeds, mixing containers, mixing time, and other procedures to produce mortars and grouts of uniform quality with optimum performance characteristics for installations indicated.

PART 3 - EXECUTION

3.1 EXAMINATION

- A. Examine substrates, areas, and conditions where tile will be installed, with Installer present, for compliance with requirements for installation tolerances and other conditions affecting performance of the Work.
 - 1. Verify that substrates for setting tile are firm; dry; clean; free of coatings that are incompatible with tile-setting materials, including curing compounds and other substances that contain soap, wax, oil, or silicone; and comply with flatness tolerances required by ANSI A108.01 for installations indicated.
 - 2. Verify that concrete substrates for tile floors comply with surface finish requirements in ANSI A108.01 for installations indicated.
 - a. Verify that surfaces that received a steel trowel finish have been mechanically scarified.
 - b. Verify that protrusions, bumps, and ridges have been removed by sanding or grinding.
 - 3. Verify that installation of grounds, anchors, recessed frames, electrical and mechanical units of work, and similar items located in or behind tile has been completed.
 - 4. Verify that joints and cracks in tile substrates are coordinated with tile joint locations; if not coordinated, adjust joint locations in consultation with Architect.
- B. Proceed with installation only after unsatisfactory conditions have been corrected.

3.2 PREPARATION

- A. Fill cracks, holes, and depressions in concrete substrates for tile floors installed with trowelable leveling and patching compound specifically recommended by tile-setting material manufacturer.
- B. Where indicated, prepare substrates to receive waterproof membrane by applying a reinforced mortar bed that complies with ANSI A108.1A and is sloped 1/4 inch per foot toward drains.
- C. Blending: For tile exhibiting color variations, verify that tile has been factory blended and packaged so tile units taken from one package show same range of colors as those taken from other packages and match approved Samples. If not factory blended, either return to manufacturer or blend tiles at Project site before installing.

3.3 INSTALLATION OF TILE

- A. Comply with TCNA's "Handbook for Porcelain and Glass, Tile Installation" for TCNA installation methods specified in tile installation schedules. Comply with parts of the ANSI A108 series "Specifications for Installation of Ceramic Tile" that are referenced in TCNA installation methods, specified in tile installation schedules, and apply to types of setting and grouting materials used.

- B. Extend tile work into recesses and under or behind equipment and fixtures to form complete covering without interruptions unless otherwise indicated. Terminate work neatly at obstructions, edges, and corners without disrupting pattern or joint alignments.
- C. Accurately form intersections and returns. Perform cutting and drilling of tile without marring visible surfaces. Carefully grind cut edges of tile abutting trim, finish, or built-in items for straight aligned joints. Fit tile closely to electrical outlets, piping, fixtures, and other penetrations so plates, collars, or covers overlap tile.
- D. Provide manufacturer's standard trim shapes where necessary to eliminate exposed tile edges.
- E. Where accent tile differs in thickness from field tile, vary setting-bed thickness so that tiles are flush.
- F. Jointing Pattern: Lay tile in grid pattern unless otherwise indicated. Lay out tile work and center tile fields in both directions in each space or on each wall area. Lay out tile work to minimize the use of pieces that are less than half of a tile. Provide uniform joint widths unless otherwise indicated.
- G. Joint Widths: Unless otherwise indicated, install tile with the following joint widths:
 - 1. Floor Tile: 3/16 inch.
 - 2. Wall Tile: 1/8 inch.
- H. Expansion Joints: Provide expansion joints and other sealant-filled joints, including control, contraction, and isolation joints, where indicated. Form joints during installation of setting materials, mortar beds, and tile. Do not saw-cut joints after installing tiles.
- I. Metal Edge Strips: Install where exposed edge of tile flooring meets carpet, wood, or other flooring that finishes flush with or below top of tile and no threshold is indicated.
- J. Metal Corner protection Strips: Install at locations indicated in Drawings. Install per manufacturers recommendations.
- K. Floor Sealer: Apply floor sealer to grout joints in tile floors according to floor-sealer manufacturer's written instructions. As soon as floor sealer has penetrated grout joints, remove excess sealer and sealer from tile faces by wiping with soft cloth.

3.4 INSTALLATION OF TILE BACKING PANEL

- A. Install panels and treat joints according to ANSI A108.11 and manufacturer's written instructions for type of application indicated.

3.5 INSTALLATION OF WATERPROOF MEMBRANE

- A. Install waterproof membrane to comply with ANSI A108.13 and manufacturer's written instructions to produce waterproof membrane of uniform thickness that is bonded securely to substrate.

- B. Allow waterproof membrane to cure and verify by testing that it is watertight before installing tile or setting materials over it.

3.6 INSTALLATION OF CRACK ISOLATION MEMBRANE

- A. Install crack isolation membrane to comply with ANSI A108.17 and manufacturer's written instructions to produce membrane of uniform thickness that is bonded securely to substrate.
- B. Allow crack isolation membrane to cure before installing tile or setting materials over it.

3.7 ADJUSTING AND CLEANING

- A. Remove and replace tile that is damaged or that does not match adjoining tile. Provide new matching units, installed as specified and in a manner to eliminate evidence of replacement.
- B. Cleaning: On completion of placement and grouting, clean all ceramic tile surfaces so they are free of foreign matter.
 - 1. Remove grout residue from tile as soon as possible.
 - 2. Clean grout smears and haze from tile according to tile and grout manufacturer's written instructions but no sooner than 10 days after installation. Use only cleaners recommended by tile and grout manufacturers and only after determining that cleaners are safe to use by testing on samples of tile and other surfaces to be cleaned. Protect metal surfaces and plumbing fixtures from effects of cleaning. Flush surfaces with clean water before and after cleaning.

3.8 PROTECTION

- A. Protect installed tile work with kraft paper or other heavy covering during construction period to prevent staining, damage, and wear. If recommended by tile manufacturer, apply coat of neutral protective cleaner to completed tile walls and floors.
- B. Prohibit foot and wheel traffic from tiled floors for at least seven days after grouting is completed.
- C. Before final inspection, remove protective coverings and rinse neutral protective cleaner from tile surfaces.

3.9 INTERIOR CERAMIC TILE INSTALLATION SCHEDULE

- A. Interior Floor Installations, Concrete Subfloor:
 - 1. Ceramic Tile Installation: TCNA F111 and ANSI A108.1C; cement mortar bed (thickset) with cleavage membrane.
 - a. Ceramic Tile Type: Glazed Porcelain floor tile.
 - b. Bond Coat for Cured-Bed Method: Modified dry-set mortar on water proof membrane.

- c. Grout: Sand-portland cement or Standard sanded cement grout.
- B. Interior Wall Installations, Masonry or Concrete:
 - 1. Ceramic Tile Installation: TCNA W202; thinset mortar.
 - a. Ceramic Tile Type: See drawings for type
 - b. Thinset Mortar: Modified dry-set mortar.
 - c. Grout: Sand-portland cement Standard sanded cement grout.

END OF SECTION 093013

SECTION 099123 - INTERIOR PAINTING

PART 1 - GENERAL

1.1 SUMMARY

- A. Section includes surface preparation and the application of paint systems on interior substrates.

1.2 DEFINITIONS

- A. MPI Gloss Level 1: Not more than five units at 60 degrees and 10 units at 85 degrees, according to ASTM D 523.
- B. MPI Gloss Level 2: Not more than 10 units at 60 degrees and 10 to 35 units at 85 degrees, according to ASTM D 523.
- C. MPI Gloss Level 3: 10 to 25 units at 60 degrees and 10 to 35 units at 85 degrees, according to ASTM D 523.
- D. MPI Gloss Level 4: 20 to 35 units at 60 degrees and not less than 35 units at 85 degrees, according to ASTM D 523.
- E. MPI Gloss Level 5: 35 to 70 units at 60 degrees, according to ASTM D 523.
- F. MPI Gloss Level 6: 70 to 85 units at 60 degrees, according to ASTM D 523.
- G. MPI Gloss Level 7: More than 85 units at 60 degrees, according to ASTM D 523.

1.3 ACTION SUBMITTALS

- A. Product Data: For each type of product. Include preparation requirements and application instructions.
 - 1. Include Printout of current "MPI Approved Products List" for each product category specified, with the proposed product highlighted.
- B. Samples for Verification: For each type of paint system and in each color and gloss of topcoat.

1.4 DELIVERY, STORAGE, AND HANDLING

- A. Store materials not in use in tightly covered containers in well-ventilated areas with ambient temperatures continuously maintained at not less than 45 deg F.
 - 1. Maintain containers in clean condition, free of foreign materials and residue.
 - 2. Remove rags and waste from storage areas daily.

PART 2 - PRODUCTS

2.1 PAINT, GENERAL

- A. MPI Standards: Products shall comply with MPI standards indicated and shall be listed in its "MPI Approved Products Lists."
- B. Material Compatibility:
 - 1. Materials for use within each paint system shall be compatible with one another and substrates indicated, under conditions of service and application as demonstrated by manufacturer, based on testing and field experience.
 - 2. For each coat in a paint system, products shall be recommended in writing by topcoat manufacturers for use in paint system and on substrate indicated.
- C. Paint Manufacturer: PPG – Glidden Professional
- D. Colors: As indicated:
 - 1. Ceiling: (PNT-1) Speedhide Interior Satin, See Finish schedule on drawings for color selection.
 - 2. Hollow Metal Doors and Frames: Devoe, Architectural Brown (match to existing V.I.F.).

PART 3 - EXECUTION

3.1 EXAMINATION

- A. Examine substrates and conditions, with Applicator present, for compliance with requirements for maximum moisture content and other conditions affecting performance of the Work.
- B. Maximum Moisture Content of Substrates: When measured with an electronic moisture meter as follows:
 - 1. Gypsum Board: 12 percent.
- C. Gypsum Board Substrates: Verify that finishing compound is sanded smooth.
- D. Verify suitability of substrates, including surface conditions and compatibility, with existing finishes and primers.
- E. Proceed with coating application only after unsatisfactory conditions have been corrected.
 - 1. Application of coating indicates acceptance of surfaces and conditions.

3.2 PREPARATION

- A. Comply with manufacturer's written instructions and recommendations in "MPI Architectural Painting Specification Manual" applicable to substrates and paint systems indicated.
- B. Remove hardware, covers, plates, and similar items already in place that are removable and are not to be painted. If removal is impractical or impossible because of size or weight of item, provide surface-applied protection before surface preparation and painting.
 - 1. After completing painting operations, use workers skilled in the trades involved to reinstall items that were removed. Remove surface-applied protection if any.
- C. Clean substrates of substances that could impair bond of paints, including dust, dirt, oil, grease, and incompatible paints and encapsulants.
 - 1. Remove incompatible primers and reprime substrate with compatible primers or apply tie coat as required to produce paint systems indicated.

3.3 APPLICATION

- A. Apply paints according to manufacturer's written instructions and to recommendations in "MPI Manual."
 - 1. Use applicators and techniques suited for paint and substrate indicated.
 - 2. Paint surfaces behind movable equipment and furniture same as similar exposed surfaces. Before final installation, paint surfaces behind permanently fixed equipment or furniture with prime coat only.
 - 3. Paint front and backsides of access panels, removable or hinged covers, and similar hinged items to match exposed surfaces.
 - 4. Do not paint over labels of independent testing agencies or equipment name, identification, performance rating, or nomenclature plates.
 - 5. Primers specified in painting schedules may be omitted on items that are factory primed or factory finished if acceptable to topcoat manufacturers.
- B. Tint each undercoat a lighter shade to facilitate identification of each coat if multiple coats of same material are to be applied. Tint undercoats to match color of topcoat, but provide sufficient difference in shade of undercoats to distinguish each separate coat.
- C. If undercoats or other conditions show through topcoat, apply additional coats until cured film has a uniform paint finish, color, and appearance.
- D. Apply paints to produce surface films without cloudiness, spotting, holidays, laps, brush marks, roller tracking, runs, sags, ropiness, or other surface imperfections. Cut in sharp lines and color breaks.
- E. Painting Electrical, Communication, and Electronic Safety and Security Work: These items to not be painted and shall be protected during painting of wall.

3.4 CLEANING AND PROTECTION

- A. At end of each workday, remove rubbish, empty cans, rags, and other discarded materials from Project site.
- B. After completing paint application, clean spattered surfaces. Remove spattered paints by washing, scraping, or other methods. Do not scratch or damage adjacent finished surfaces.
- C. Protect work of other trades against damage from paint application. Correct damage to work of other trades by cleaning, repairing, replacing, and refinishing, as approved by Architect, and leave in an undamaged condition.
- D. At completion of construction activities of other trades, touch up and restore damaged or defaced painted surfaces.

3.5 INTERIOR PAINTING SCHEDULE

- A. Gypsum Board and Plaster Substrates: Including walls, ceilings, soffits, headers, etc.
 - 1. Latex over Latex Sealer System:
 - a. Prime Coat: Primer sealer, latex, interior, MPI #50 (not required at existing walls with prior paint finish).
 - b. Intermediate Coat: Latex, interior, matching topcoat.
 - c. Topcoat: Latex, interior (MPI Gloss Level 3), MPI #52.
- B. Steel Substrates: Including hollow metal doors and frames.
 - 1. Water-Based Light-Industrial Coating System, MPI INT 5.1B (PNT-SEMI):
 - a. Prime Coat: Primer, rust inhibitive, water based MPI #107.
 - b. Intermediate Coat: Light-industrial coating, interior, water based, matching topcoat.
 - c. Topcoat: Light-industrial coating, interior, water based, semigloss (MPI Gloss Level 5), MPI #153.

END OF SECTION 099123

SECTION 102113 - METAL TOILET COMPARTMENTS

PART 1 - GENERAL

1.1 SUMMARY

- A. Section includes painted steel toilet compartments configured as toilet enclosures.

1.2 ACTION SUBMITTALS

- A. Product Data: For each type of product.
 - 1. Include construction details, material descriptions, dimensions of individual components and profiles, and finishes for toilet compartments.
- B. Shop Drawings: For toilet compartments.
 - 1. Include plans, elevations, sections, and attachment details.
 - 2. Show locations of centerlines of toilet fixtures.
 - 3. Show overhead support or bracing locations.
- C. Samples for Verification: For the following products, in manufacturer's standard sizes unless otherwise indicated:
 - 1. Each type of material, color, and finish required for toilet compartments, prepared on 6-inch-square Samples of same thickness and material indicated for Work.
- D. Product Schedule: For toilet compartments, prepared by or under the supervision of supplier, detailing location and selected colors for toilet compartment material.

1.3 CLOSEOUT SUBMITTALS

- A. Maintenance Data: For toilet compartments to include in maintenance manuals.

1.4 PROJECT CONDITIONS

- A. Field Measurements: Verify actual locations of toilet fixtures, walls, columns, ceilings, and other construction contiguous with toilet compartments by field measurements before fabrication.

PART 2 - PRODUCTS

2.1 PERFORMANCE REQUIREMENTS

- A. Regulatory Requirements: Comply with applicable provisions in the U.S. Architectural & Transportation Barriers Compliance Board's ADA-ABA Accessibility Guidelines for Buildings and Facilities, ICC A117.1, and the Illinois Accessibility Code for toilet compartments designated as accessible.

2.2 POWDER COATED STEEL TOILET COMPARTMENTS

- A. Manufacturers: Subject to compliance with requirements, provide the following:
 - 1. Basis of Design Product: ASI Global Partitions, Integrated Privacy, Powder Coated Steel, Ultimate Privacy.
- B. Toilet-Enclosure Style: Floor anchored with overhead braced.
- C. Urinal-Screen Style: Wall hung with integral flanges.
- A. Door, Panel, and Pilaster Construction: Seamless, metal facing sheets pressure laminated to core material; with continuous, interlocking molding strip or lapped-and-formed edge closures; corners secured by welding or clips and exposed welds ground smooth. Provide with no-sightline system consisting of a full-height continuous stop on latch side of door and full-height continuous filler strip on hinge side of door (unless continuous hinge is used). Exposed surfaces shall be free of pitting, seam marks, roller marks, stains, discolorations, telegraphing of core material, or other imperfections.
 - 1. Core Material: Manufacturer's standard sound-deadening honeycomb of resin-impregnated kraft paper in thickness required to provide finished thickness of 1 inch for doors and panels and 1-1/4 inches for pilasters.
 - 2. Tapping Reinforcement: Provide concealed reinforcement for tapping (threading) at locations where machine screws are used for attaching items to units.
- B. Urinal-Screen Construction:
 - 1. Integral-Flange, Wall-Hung Urinal Screen: Similar to panel construction, with integral full-height flanges for wall attachment, and maximum 1-1/4 inches thick.
- C. Facing Sheets and Closures: Electrolytically coated steel sheet with nominal base-metal (uncoated) thicknesses as follows:
 - 1. Pilasters, Unbraced at One End: Manufacturer's standard thickness, but not less than 0.048 inch.
 - 2. Panels: Manufacturer's standard thickness, but not less than 0.030 inch.
 - 3. Doors: Manufacturer's standard thickness, but not less than 0.030 inch.
 - 4. Integral-Flange, Wall-Hung Urinal Screens: Manufacturer's standard thickness, but not less than 0.030 inch.

- D. Pilaster Sleeves (Caps): Stainless-steel sheet, not less than 0.031-inch nominal thickness and 3 inches high, finished to match hardware.
- E. Brackets (Fittings):
 - 1. Full-Height (Continuous) Type: Manufacturer's standard design; stainless steel.
- F. Steel Sheet Finish: Immediately after cleaning and pretreating, apply manufacturer's standard baked-on finish, including thermosetting, electrostatically applied, and powder coatings. Comply with coating manufacturer's written instructions for applying and baking.
 - 1. Color: ASI standard color "Charcoal" (945).

2.3 HARDWARE AND ACCESSORIES

- A. Hardware and Accessories: Manufacturer's heavy-duty operating hardware and accessories.
 - 1. Hinges: Manufacturer's minimum 0.062-inch-thick, stainless-steel paired, self-closing type that can be adjusted to hold doors open at any angle up to 90 degrees, allowing emergency access by lifting door. Mount with through-bolts.
 - 2. Latch and Keeper: Manufacturer's heavy-duty, surface-mounted, cast stainless-steel latch unit designed to resist damage due to slamming, with combination rubber-faced door strike and keeper and with provision for emergency access. Provide units that comply with regulatory requirements for accessibility at compartments designated as accessible. Mount with through-bolts.
 - 3. Coat Hook: Manufacturer's heavy-duty, combination cast stainless-steel hook and rubber-tipped bumper. Mount with through-bolts.
 - 4. Door Bumper: Manufacturer's heavy-duty, rubber-tipped, cast stainless-steel bumper at out-swinging doors. Mount with through-bolts.
 - 5. Door Pull: Manufacturer's heavy-duty cast stainless-steel pull at out-swinging doors that complies with regulatory requirements for accessibility. Provide units on both sides of doors at compartments designated as accessible. Mount with through-bolts.
- B. Overhead Bracing: Manufacturer's standard continuous, extruded-aluminum head rail with antigrip profile and in manufacturer's standard finish.
- C. Anchorages and Fasteners: Manufacturer's standard exposed fasteners of stainless steel, finished to match the items they are securing, with theft-resistant-type heads. Provide sex-type bolts for through-bolt applications. For concealed anchors, use stainless steel, hot-dip galvanized steel, or other rust-resistant, protective-coated steel compatible with related materials.

2.4 MATERIALS

- A. Steel Sheet: Commercial steel sheet for exposed applications; mill phosphatized and selected for smoothness.
 - 1. Electrolytically Zinc Coated: ASTM A 879/A 879M, 01Z.
- B. Stainless-Steel Sheet: ASTM A 666, Type 304, stretcher-leveled standard of flatness.

- C. Stainless-Steel Castings: ASTM A 743/A 743M.

2.5 FABRICATION

- A. Fabrication, General: Fabricate toilet compartment components to sizes indicated. Coordinate requirements and provide cutouts for through-partition toilet accessories, and solid blocking within panel where required for attachment of toilet accessories.
- A. Overhead-Braced Units: Manufacturer's standard corrosion-resistant supports, leveling mechanism, and anchors at pilasters and walls to suit floor and wall conditions. Provide shoes at pilasters to conceal supports and leveling mechanism.
- B. Floor-Anchored Units: Manufacturer's standard corrosion-resistant anchoring assemblies at pilasters and walls, with leveling adjustment nuts at pilasters for structural connection to floor. Provide shoes at pilasters to conceal anchorage.
- C. Door Size and Swings: Unless otherwise indicated, provide 24-inch-wide, in-swinging doors for standard toilet compartments and 36-inch-wide, out-swinging doors with a minimum 32-inch-wide, clear opening for compartments designated as accessible.

PART 3 - EXECUTION

3.1 EXAMINATION

- A. Examine substrates, areas and conditions, with Installer present, for compliance with requirements for fastening, support, alignment, operating clearances, and other conditions affecting performance of the Work.
 - 1. Confirm location and adequacy of blocking and supports required for installation.
- B. Proceed with installation only after unsatisfactory conditions have been corrected.
- C. Coordinate layout and installation of supports, inserts, and anchors built into other units of work for toilet compartment anchorage.

3.2 INSTALLATION

- A. General: Comply with manufacturer's written installation instructions. Install units rigid, straight, level, and plumb. Secure units in position indicated with manufacturer's recommended anchoring devices.
 - 1. Maximum Clearances:
 - a. Pilasters and Panels: 1/2 inch.
 - b. Panels and Walls: 1/2 inch.
 - 2. Full-Height (Continuous) Brackets: Secure panels to walls and to pilasters with full-height brackets.

- a. Align brackets at pilasters with brackets at walls.
- A. Overhead-Braced Units: Secure pilasters to floor and level, plumb, and tighten. Set pilasters with anchors penetrating not less than 1-3/4 inches into structural floor unless otherwise indicated in manufacturer's written instructions. Secure continuous head rail to each pilaster with no fewer than two fasteners. Hang doors to align tops of doors with tops of panels, and adjust so tops of doors are parallel with overhead brace when doors are in closed position.
- B. Floor-Anchored Units: Set pilasters with anchors penetrating not less than 2 inches into structural floor unless otherwise indicated in manufacturer's written instructions. Level, plumb, and tighten pilasters. Hang doors and adjust so tops of doors are level with tops of pilasters when doors are in closed position.
- C. Urinal Screens: Attach with anchoring devices to suit supporting structure. Set units level and plumb, rigid, and secured to resist lateral impact.

3.3 ADJUSTING

- A. Hardware Adjustment: Adjust and lubricate hardware according to hardware manufacturer's written instructions for proper operation. Set hinges on in-swinging doors to hold doors open approximately 30 degrees from closed position when unlatched. Set hinges on out-swinging doors to return doors to fully closed position.

END OF SECTION 102113



JOLIET JUNIOR COLLEGE
— 1901 —

CONTRACT AGREEMENT

Purchase Order#: XXXXXX Account #: XXX-XXX-XXX.XXX

Date: XXXXXX

Project: XXXXX

Between:

Joliet Junior College
1215 Houbolt Road
Joliet, Illinois 60431

AND

Contractor
Address
Address

In the amount of \$ xxxxxxxxxxxxxxxxxxxxxxxxxxxx and 00/100

ARTICLE 1

THE WORK

1.1 The Trade Contractor and JJC agree that the materials and equipment to be furnished and the work to be done by the Trade Contractor are as follows:

The Contract Sum includes, but is not limited to the following:

- 110% Performance and payment bond to Joliet Junior College, Illinois Community College District No. 525
- Insurance in accordance with Schedule "A" Insurance Requirements.

The Contract Sum excludes the following:

- All sales, consumer, use and other similar taxes on equipment and materials incorporated into the work for this project. Tax Exempt No E9992-4773-06 for Joliet Junior College, Illinois Community College District No. 525

1.2 The Trade Contractor shall be held accountable for the following Project related responsibilities: furnish all labor and supervision; furnish, supply and install all equipment, material supplies, tools, scaffolding, hoisting, transportation, unloading and handling; do all things required to complete the work described above on the Project all in accordance with the drawings, documents and specifications prepared by the Architect/Engineer/Owner; and furnish all necessary information, shop drawings, details, samples, brochures,

etc. for Owner/Architect approval, as may be required.

ARTICLE 2

TIME OF COMMENCEMENT AND COMPLETION

2.1 Trade Contractor shall start the work upon notice to proceed and shall execute the work with diligence and so as to maintain such schedules and milestones as established by JJC's Construction Manager. The Trade Contractor agrees to complete portions and the whole of the work by the following anticipated dates:

2.2 The Trade Contractor is cautioned that schedules and milestones are subject to review and revision. It is the sole responsibility of the Trade Contractor to attend job meetings, keep itself informed of any revisions, and conform to any such revisions.

2.3 In the event that the Trade Contractor should fail to maintain JJC's progress schedule or the schedule as established above, the JJC Construction Manager reserves the right, after 48 hours formal notice, either by letter or confirmed email to the Trade Contractor, to procure the materials, equipment, and labor necessary to proceed with, or to complete the work, or any portion thereof from other sources and charge the cost thereof to the Trade Contractor.

ARTICLE 3

THE CONTRACT SUM

3.1 JJC agrees to pay the Trade Contractor for the satisfactory performance of his work the total sum of:

Contract Amount: \$.00

Contract amount is made up of the following:

- Base Bid\$
- Alternate Bid No.\$
- Total Contract Amount.....\$

Allowances (if applicable):

Unit Prices (furnished and installed unless stated otherwise)

In current funds subject to additions and deductions for changes, as may be agreed upon, and to make payments on account thereof as follows:

- 3.2 On the established day of each month, the Trade Contractor shall deliver to the JJC Construction Manager (2) completed copies of the JJC Payment Application Package showing values of all materials delivered and work completed up to the established billing date for which payment is being requested. It is specifically understood and agreed that prior to submission of the first statement the Trade Contractor will deliver to the JJC Construction Manager, for review and approval, a detailed breakdown of this contract sum showing a schedule of values for the various parts of the work. Once accepted, this schedule of values will be used as a basis for checking the Trade Contractor's monthly statement.
- 3.3 The Trade Contractor shall, with the second and each succeeding monthly request for payment, submit a waiver of lien showing all payments made for labor and materials and on account for all work covered in the previous months request for payment. Affidavit and waiver of liens may be required to be submitted from Trade Contractors, suppliers, and/or Trade-Trade Contractors (all tier).
- 3.3.1 The Trade Contractor shall, with the second and each succeeding monthly request for payment, submit certified payroll for all labor and sub labor.
- 3.4 Ten percent (10%) of each payment shall be retained, unless specific provisions to the contrary are indicated in the contract documents.
- 3.5 No payment made under this Agreement, including the final payment, shall be conclusive evidence of the performance of the work, either wholly or in part, and no payment shall be construed as an acceptance of defective work or improper materials.
- 3.6 The Trade Contractor shall save and keep JJC's property free from all mechanics' and material liens and all other liens and claims, legal or equitable, arising out of the Trade Contractors work hereunder. In the event any such lien or claim is filed by anyone claiming by, through, or under the Trade Contractor, the Trade Contractor shall remove and discharge same, by bonding or otherwise, within five (5) days of the filing thereof.

ARTICLE 4

THE CONTRACT DOCUMENTS

- 4.1 The contract documents consist of this Agreement and any exhibits attached hereto; general conditions, supplementary, special and other conditions, the drawings, specifications, general instructions to bidders, supplements to bidder's documents, form of proposal, all addenda issued prior to and all modifications issued after execution of the Agreement. Any post bid review and/or pre-construction document shall be considered part of this Agreement.
- 4.2 The Trade Contractor agrees to perform the work under the general direction of the JJC Construction Manager.
- 4.3 If there is a provision for liquidated damages in the contract documents, the Trade Contractor shall be liable for any liquidated damages by reason of the failure of the Trade Contractor to prosecute the work diligently and properly.
- 4.4 No extra work shall be performed under this Agreement, except upon receipt of a written change

order from JJC. Should the Trade Contractor proceed with any work they consider extra to this contract without a fully executed JJC change order form, it is considered at their own risk and cost.

ARTICLE 5

INSURANCE AND INDEMNITY

5.1 The Trade Contractor agrees to at the time of execution of this Agreement furnish the Construction Manager with certificates of an insurance company (or other source). These certificates should certify that the Trade Contractor is protected on the work with worker's compensation and employer's liability, public liability and bodily injury, property damage insurance, and any other insurance as required by the contract documents and in accordance with the attachment to this Agreement entitled "Insurance Specifications". The Trade Contractor will not be permitted to start work at the site until these certificates are filed with the JJC Construction Manager. Compliance by the Trade Contractor with the foregoing requirements, as to carrying insurance and furnishing certificates, shall not relieve the Trade Contractor of its liabilities and obligations.

ARTICLE 6

PERFORMANCE BOND AND LABOR AND MATERIAL PAYMENT BOND

6.1 The Trade Contractor agrees to furnish and pay for a 110% Performance Bond and a 110% Labor and Material Payment Bond. The bonds are to be delivered within 10 days of receipt of a purchase order and execution of this agreement.

ARTICLE 7

WARRANTY

7.1 The Trade Contractor agrees to promptly make good, without cost to the JJC, any and all defects, due to faulty workmanship and/or materials, which may appear within the guarantee or warranty period so established in the contract documents. If no such period be stipulated in the contract documents, then such guarantee shall be for a period of one (1) year from date of completion and acceptance of the work by JJC. The Trade Contractor further agrees to provide any and all guarantees as required by the terms of the contract documents, as a condition precedent to final payment.

ARTICLE 8

CHANGES IN THE WORK

- A. 8.1 The Trade Contractor may be ordered in writing by JJC, without invalidating this Agreement, to make changes in the work within the general scope of this Agreement. These changes may consist of additions, deletions, or other revisions, the contract sum and the contract time being adjusted accordingly. The Trade Contractor, prior to the commencement of such changed or revised work, shall submit promptly to the JJC Construction Manager written copies of any claim for adjustment

to the contract sum and contract time for such revised work in a manner consistent with the contract documents. Any extra work done by the Contractor will be considered performed at no extra cost to JJC unless a written JJC change order form has been fully executed and signed by the Director of Business and Auxiliary Services. A contractor shall not be entitled to any compensation for extra work/material based on verbal conversations or email exchanges (the contractor is considered proceeding with extra work at their own risk without a fully executed JJC change order form). It is the contractor's responsibility to obtain a fully executed change order form from JJC. A change order or a combination of multiple change orders may not exceed 10% of the original contract without JJC seeking approval from the Board of Trustees.

8.2 Where changes in the work involve both additions and deletions, percentages for overhead and profit shall be applied to the net increase only of such values for labor and materials.

8.3 The amount to be paid by the Owner for changes in the work, as outlined in paragraph 8.1 above, shall be made on the basis of one of the following methods:

- (a) by mutual acceptance of a lump sum properly itemized and supported by sufficient substantiating data to permit evaluation and agreed upon by the JJC Construction Manager and the Trade Contractor, or
- (b) by unit prices stated in the contract documents, or
- (c) if no such unit prices are set forth and if the parties cannot agree upon a lump sum, then the actual net cost in money to the Trade Contractor of materials and labor (including insurance and applicable taxes) required, plus rental of plant equipment (other than small tools and small equipment) plus compensation for overhead and for profit as noted in Article 12, field overhead will not be considered as part of actual net cost, or
- (d) by the method provided in subparagraph 8.4.

8.4 If none of the above methods set forth in clauses 8.3 (a), 8.3 (b), 8.3 (c) is agreed upon, the Trade Contractor, provided he receives a written order signed by JJC shall promptly proceed with the work involved. The cost of such work shall be determined by the JJC Construction Manager on the basis of reasonable expenditures and savings of those performing the work attributable to the change, including, in the case of an increase in the contract sum, a reasonable allowance for overhead and profit as set forth in the bid documents. In such case, and also under clauses 8.3 (c) and 8.3 (d) above, the Trade Contractor shall keep and present, in such form as the JJC Construction Manager may prescribe, an itemized accounting together with appropriate supporting data for inclusion in a change order. Unless otherwise provided in the contract documents, cost shall be limited to the following: cost of materials including sales tax and cost of delivery, cost of labor including social security, old age and unemployment insurance and fringe benefits required by Agreement or custom; workers or workmen's compensation insurance; bond premiums; rental value of equipment and machinery; and the additional costs of supervision and field office personnel directly attributable to the change. Pending final determination of cost, payments, on account shall be made as determined by the JJC. The amount of credit to be allowed by the Trade Contractor for any deletion or change which results in a net decrease in the contract sum will be the amount of the actual net cost as confirmed by JJC when both additions and credits covering related work or substitutions are involved in any one change, the allowance for overhead and profit shall be figured on the basis of the net increase, if any with respect to that

change.

8.5 For work performed by a Trade-Trade Contractor, the Trade Contractor will be allowed to add 5% only and said Trade-Trade Contractor mark-up shall not exceed the agreed upon percentages noted in Article 11 for overhead and profit.

ARTICLE 9

TRADE CONTRACTOR RESPONSIBILITIES

9.1 The Trade Contractor shall provide sufficient, safe, and proper facilities at all times for the inspection of the work by JJC. The Trade Contractor shall, within a 24-hour notice from the JJC Construction Manager, proceed to take down all portions of the work and remove from the grounds or buildings, all materials, whether worked or unworked, which the JJC Construction Manager shall condemn as unsound or improper, or as in any way failing to conform to the contract documents. The Trade Contractor shall make good at its own expense, all work damaged or destroyed thereby.

9.2 The Trade Contractor agrees, in the performance of this Agreement, to comply with all federal, state, municipal, and local laws, ordinances, codes and governing regulations, to pay all costs and expenses required thereby; to pay all fees, charges, assessments, and taxes, including sales and use taxes, and to pay all fringe and other benefits required by Agreement or law.

9.3 The Trade Contractor shall pay all royalties and license fees. He shall defend all suits or claims for infringement of any patent rights and shall save JJC harmless from loss on account thereof, except that JJC shall be responsible for all such loss when a particular design, process or the product of a particular manufacturer or manufacturers is specified, but if the Trade Contractor has reason to believe that the design, process or product specified is an infringement of a patent, he shall be responsible for such loss unless he promptly gives such information to the JJC Construction Manager.

9.4 Should the Trade Contractor become insolvent, or at any time, refuse or neglect to supply a sufficiency of properly skilled workers, or equipment and materials of the proper quality, or fail in any respect to prosecute the work with promptness and diligence, or fail in the performance of any of the Agreements herein contained, JJC shall be at liberty, after 48 hours written notice to the Trade Contractor, to provide any such labor, equipment, and materials and deduct the cost thereof, from any money then due or thereafter to become due to the Trade Contractor, under this Agreement if such refusal, neglect, or failure is sufficient ground for such actions, JJC shall also be at liberty to terminate the employment of the Trade Contractor. Consequently, JJC may enter upon the premises to take possession, for the purpose of completing the work included under this Agreement, of all materials, tools, and appliances thereon, and to employ any other person or persons to finish the work and provide the materials therefore. In case of such discontinuance of the employment, the Trade Contractor shall not be entitled to receive any further payment under this Agreement until the said work shall be wholly finished. If such expense shall exceed such unpaid balance, the Trade Contractor shall pay the difference to JJC. The expense incurred by JJC, as herein provided, either for furnishing materials, or finishing the work, and any damage incurred through such default, shall be chargeable to the Trade Contractor. In the event that a Termination for Cause is not upheld by a properly empowered judicial or arbitral authority, then the Termination for Cause shall be deemed a Termination for Convenience and construed under Section 9.4.1. hereof.

9.4.1 Notwithstanding the above paragraph, JJC reserves the right to terminate this Agreement for its convenience upon written notice to the Trade Contractor. In such instance the Trade Contractor will be paid

its share of the contract amount proportionate to the percentage of its work completed and other reasonable cancellation costs incurred as a result of said termination. No payments shall be made for anticipated overhead and profit. Prior to making any payments under this clause, JJC shall have the right to audit the records of the Trade Contractor.

9.5 The Trade Contractor agrees to adhere to the federal occupational safety act, state and local safety regulations and JJC's safety and health program so as to avoid injury or damage to persons or property, and to be directly responsible for damage to persons and property resulting from failure to do so.

9.6 In the event the Trade Contractor after a 24-hour written notice from JJC fails to take corrective action to insure compliance with said safety regulations or removal of rubbish and debris resulting from his work, JJC shall undertake these obligations and charge the cost of same to the Trade Contractor's account without further notice to the Trade Contractor.

9.7 The Trade Contractor agrees to notify the JJC Construction Manager of all accidents which may occur to persons or property and shall provide a copy of all accident reports on appropriate forms. All reports shall be signed by the Trade Contractor or his authorized representative and submitted within five (5) days of occurrence.

9.8 The Trade Contractor shall procure its materials from such sources, and employ such labor subject to contract terms and conditions in order to ensure harmonious labor relations on the site and prevent strikes or labor disputes by its employees or other trade employees. The Trade Contractor, in the event of a labor dispute including strikes, shall take whatever action is required in order to prevent the disruption of work on the Project site.

9.9 The Trade Contractor will not assign this Agreement or any moneys due or to become due under this Agreement, or sublet the whole or any part of the work to be performed hereunder, without the written consent of the Owner. In the event of such consent, a Trade-Trade Contractor must comply with all the requirements of this Agreement.

9.10 The Trade Contractor agrees that all disputes concerning the jurisdiction of trades shall be adjusted in accordance with any plan for the settlement of jurisdictional disputes which may be in effect either nationally or in the locality in which the work is being done. The Trade Contractor shall be bound by, and shall abide by, all such adjustments and settlements of jurisdictional disputes, whether or not the Trade Contractor is signature bound by the Agreement establishing the impartial jurisdictional disputes board and/or its successors. The Trade Contractor agrees not to cause work stoppage, due to the jurisdictional assignment of work.

9.11 The Trade Contractor shall submit to the JJC Construction Manager upon request, copies of orders placed for the various materials required for the Project or authentic stock lists if such material is normally a stock item. Order copies need not reflect prices but should indicate type of material, quantity, vendor name, and address, etc. The Trade Contractor shall be required to submit to the JJC Construction Manager a monthly material status report, or more often if required by the JJC Construction Manager, as a prerequisite for the monthly progress payment. The Trade Contractor shall notify the JJC Construction Manager immediately upon learning of a change of status of any material, equipment, or supplies.

9.12 The Trade Contractor shall continuously and adequately protect all his work and will immediately replace all damaged and defective work.

9.13 The Trade Contractor agrees to maintain an adequate force of experienced workers and the necessary materials, supplies, and equipment to meet the requirements of the JJC Construction Manager and other trades in order to maintain construction progress schedules, as established by the JJC Construction Manager. In the event that his force is, in the judgment of the JJC Construction Manager, inadequate to meet the established schedules during the regular working hours, the Trade Contractor agrees to work sufficient overtime hours or increase his work force to meet such schedules at no extra cost to JJC. If for reasons not already stated, the JJC Construction Manager requires and directs the Trade Contractor to work overtime, including Saturdays, Sundays or Holidays, the Trade Contractor will be reimbursed the net premium rate only. The net premium rate is understood to mean the actual premium labor cost, including applicable taxes and wage additives required by trade Agreement or by law, but without additives for overhead, labor efficiency, or profit.

9.14 The Trade Contractor agrees to employ competent administrative, supervisory, and field personnel to accomplish the work, including layout, engineering, and preparation and checking of shop drawings. If required, the Trade Contractor shall substantiate this employment of competent personnel to JJC's Construction Manager's satisfaction before initiating any work.

9.15 The Trade Contractor shall insure that all construction tools, equipment, temporary facilities, and other items used in accomplishing the work, whether purchased, rented, or otherwise provided by the Trade Contractor or provided by others, are in a safe, sound, and good condition, must be capable of performing the functions for which they are intended and must be maintained in conformance with applicable laws and regulations.

9.16 If the Trade Contractor is delayed at any time in the progress of the work by any act or neglect of JJC, the Architect/Engineer, or by any employee of either, or by any separate contractor employed by JJC, or by changes ordered in the work, or by labor disputes, fire, unusual delay in transportation, adverse weather conditions not reasonably anticipatable, unavoidable casualties or any causes beyond the Trade Contractor's control, or by delay authorized by JJC, or by any other cause which the JJC Construction Manager determines may justify the delay, then the contract time shall be extended by amendment for such reasonable time as the JJC Construction Manager may determine. In the event that a conflict exists between this section (9.16) and a like clause contained in a document having higher precedence, such like clause shall have preference to the extent of the conflict.

9.17 Right-To-Know- each Trade Contractor is required to implement the provisions of the right-to-know law, if any, as enacted by the state in which the work is being performed. Before using on site any material listed in the right-to-know substance list, each Trade Contractor will furnish the Construction Manager a copy of the material safety data sheet for that substance.

9.18 In the event the Trade Contractor employs independent contractors, as well as payroll labor, to discharge its obligations hereunder, the Trade Contractor acknowledges and understands that it does so at its own risk and that federal, state and/or local agencies may dispute the independent contractor status and assess penalties, fines, and costs should there be a determination to reclassify such workers. In that event, the Trade Contractor agrees that it will defend, indemnify and hold JJC harmless from any fines, costs, damages, penalties, attorneys fees, and causes of action, including without limitation, personal injury or property damage, arising out of or relating in any way to such a determination.

9.19 The Trade Contractor will have competent supervision on site at all times when work is proceeding. No subcontractor should be working on site without representation/supervision by this Trade Contractor. The JJC Construction Manager reserves the right to hire proper supervision of subcontractors, and fully back charge

this Trade Contractor for such services.

ARTICLE 10

EQUAL OPPORTUNITY

10.1 During the performance of this Agreement, the Trade Contractor agrees not to discriminate against any employee or applicant for employment because of race, color, religion, sex, or national origin. The Trade Contractor will take affirmative action to insure that applicants are employed without regard to their race, color, religion, sex, or national origin. The Trade Contractor will comply with all provisions of Executive Order No. 11246, Section 503 of the Rehabilitation Act of 1973, as Amended, the Vietnam Era Veterans' Readjustment Assistance Act of 1974, as Amended, (38 U.S.C. 4212) and their implementing regulations at 41 CFR Chapter 60.

ARTICLE 11

ALTERATIONS

11.1 The overhead and profit allowable under Article 8.3. A, 8.3 B, 8.3 C is:

- For the Trade Contractor, for any Work performed by the Trade Contractor's own forces- 12 percent of the cost
- For the Trade Contractor, for Work performed by his Subcontractor - 5 percent of the amount due the Subcontractor

11.2 All proposals, except those less than \$200 shall be accompanied by a complete itemization of costs including, labor, materials and subcontractors. Labor and material shall be itemized in the manner prescribed in Article 11.1. Where major cost items are subcontracts, they shall be itemized also. In no case will a change involving over \$200 be approved without such itemization.

ARTICLE 12

COMPLETE AGREEMENT

12.1 This Agreement, together with all documents, specifications, drawings, incorporated herein by reference, constitutes the entire Agreement between JJC and Trade Contractor. There are no terms, conditions, or provisions, either oral or written, between the parties hereto, other than those contained herein. This Agreement supersedes any and all written representations, inducements, or understandings of any kind or nature between the parties hereto, relating to the particular Project involved herein.

12.2 The said parties for themselves, their heirs, successors, executors, administrators and assigns, do hereby agree to the full performance of the covenants herein contained.

12.3 Governing Law; Venue - The validity, construction and interpretation of this Agreement shall be governed by the laws of the State of Illinois. The parties hereto irrevocably agree that all actions or proceedings in any way, manner or respect arising out of or from or related to his Agreement shall be litigated only in the Circuit Court, Twelfth Judicial Circuit, Will County, Illinois. Each party hereby consents and submits to personal jurisdiction in the State of Illinois and waives any rights such party may have to transfer the venue of any such action or proceeding.

In witness whereof they have hereunder set their hands the day and date first above written.
In the presence of

Trade Contractor

Accepted by: _____ (Signature)

Name: _____ (Print name)

Title: _____

Date: _____

Joliet Junior College
Owner

By: _____ (Signature)

Joliet Junior College

Name: _____ (Print name)

Title: _____

Date: _____

Witness

Witness

Date:

Time:

Project Title / Location:

Project Number:

FOR

1. **Introductions:** All project members are to introduce themselves including their name, organization, title, and role on the project.

A. Joliet Junior College Personnel:

1. Construction Manager:

- a. Phone:
- b. Cell:
- c. Email:

2. Alternate Contact:

- a. Phone:
- b. Cell:
- c. Email:

B. Contractor Personnel

1. Project Manager:

- a. Phone:
- b. Cell:
- c. Email

2. Construction Superintendent:

- a. Phone:
- b. Cell:
- c. Email:

2. **Communications:**

- A. Communications related to the project between Joliet Junior College and the Contractor shall be conducted through the Joliet Junior College Construction Manager (CM) only, unless directed otherwise.
- B. In the event of an emergency the Contractor is to contact Campus Police at 815-280-2234, or may pick-up any campus phone and dial 2911.
- C. RFI's: Requests for Information (RFI's): All Requests for Information shall be in written form to JJC's CM with a copy to the A/E when required. All responses will come from JJC or the A/E in writing addressed to the Contractor's Project Manager

Preconstruction Conference Checklist

Revision-F June 20, 2018

- D. Weekly Construction Reports: Contractor is to provide a weekly construction report to JJC CM. This report is to be inclusive of daily activities, potential delays, stoppage, problems, accidents, near misses, significant decisions, meetings, requests by JJC, etc.
- E. Correspondence: All correspondence shall be directed to the Construction Manager

Joliet Junior College
Facilities Services Department
ATTN: _____
1215 Houbolt Road
Joliet, IL 60431

Include Project Title, Project Number, Purchase Order Number on ALL correspondence.

3. Construction Schedule:

- A. Schedule of Values: Contractor is to provide a schedule of values (AIA document recommended) broken down into each division of the work as a minimum. The schedule of values will include as a minimum a listing of the work elements or branch values, the cost of each work element, and the percentage of total project "award" cost that the work element represents. The schedule of values will become the basis for "work elements" a.k.a. "branch values" of the Construction Schedule. These same "work elements" shall be used as the basis for the "branch values" of the Construction Progress Report as listed in item #2D above.
- B. Construction Schedule: Contractor is to submit within one week of pre-construction meeting, a fully developed gantt chart type construction schedule.
 - 1. Provide a task for each construction activity or "work element".
 - 2. No progress payment will be processed until the construction schedule is submitted and approved.
 - 3. Provide a revised, updated schedule with each progress payment request.

Preconstruction Conference Checklist

Revision-F June 20, 2018

Performance:

A. Commencement, Prosecution & Completion of Work

1. Purchase order/notice to proceed received: _____
2. Contract Amount: _____
3. Total Amount of Alternates Accepted: _____
4. Proposed start/mobilization date : _____
5. Preconstruction Submittals Received: Check one Y _____ N _____
6. Bonding & Insurance Requirements Received: Check one Y _____ N _____
7. Completion date: _____
8. Delays and time extensions: The Contractor is responsible for the completion of project work within the time designated above and in the construction schedule. Justified change orders may qualify a delay and require a time extension which must be discussed and approved by the JJC CM. Failure to complete the project on time will result in a negative evaluation of Contractor performance on the JJC project close-out documents.
9. All shop drawings will be submitted to the JJC CM or A/E when required. Material samples shall be submitted for approval when required.
10. The JJC CM and/or the A/E will provide a list of punch list items. The final punch list shall be completed within 2 weeks upon substantial completion. 10% of the contract amount will be withheld until all punch list items are completed.
11. Construction status meetings between the Contractor and JJC CM shall be held on a weekly basis in the JJC CM's office. At the JJC CM's discretion, this weekly meeting may be held via conference telephone call as the project dictates.
12. As-built drawings shall be maintained and kept on-site daily. Final as-built drawings are required to be turned over to the JJC CM at project completion. When AutoCAD drawings are available from the A/E, the Contractor will revise the drawings to reflect as-built conditions. Final payment will not be processed until all as-built drawings are received.

B. Coordination of Work:

1. The Contractor is responsible for coordination of all elements of the work and every aspect of the coordination of his subcontractors work.
2. The Contractor is required to have a competent construction supervisor in charge of the work at all times. Construction supervisor may be a working foreman. It is required that the contractor have their own supervisor on site anytime they have a subcontractor on site.
3. When the shut down of utilities is required, the Contractor shall coordinate with the JJC CM to schedule the shut down process. Allow a minimum of 5 days notice

Preconstruction Conference Checklist

Revision-F June 20, 2018

to allow for a shut down. Unless otherwise stated during the bidding process, a utility shut down will be required between the hours of 10:00 p.m. to 6:00 a.m.

4. The contractor is to consider any loud construction noise that may be disruptive to classes, faculty, students and staff (including but not limited to loud demolition, hammer drilling, concrete cutting/drilling, rock breaking, shooting of metal stud track into floors and ceilings, etc.). Such work shall be performed during the maintenance hours of 10:00 p.m. to 6:00 a.m.
5. The contractor will be responsible for providing and maintaining portable toilet facilities when the scope of work is an outdoor project. Location of the portable toilet(s) shall be coordinated with JJC.
6. Any project requiring excavation with remaining spoils shall be hauled off site as part of the contractor's base scope of work. Leaving/spreading spoils on site shall not be permitted.

C. Contractor Evaluation:

At the completion of the project, the JJC CM will complete a contractor evaluation. This evaluation is kept on file and is taken into consideration when considering the Contractor for future projects.

13. Mobilization: Prior to the Contractor mobilizing on site, the following requirements must be met and reviewed.

A. Pre-mobilization requirements:

1. Safety plan submitted and approved. Safety plan should address issues of excavation, crane lifts, hot work and other construction hazards that may apply to their work.
2. Schedule of Values and Construction Schedule submitted and approved.
3. Review Contractor's plan for mobilizing on site, including phasing, timing elements, crane operations, dumpster locations, gang box locations, deliveries, parking, storage of material, etc.
4. Contractor check-in with Facility Services. The Contractor's employees are required to obtain vehicle tags and I.D. badges. Any ticketing by Campus Police as a result of no vehicle tag will be the responsibility of the Contractor.

Preconstruction Conference Checklist

Revision-F June 20, 2018

14. Maintenance, Housekeeping and Clean-up: The Contractor is primarily responsible for housekeeping in its respective work areas, and for work performed by its employees and subcontractors. This means the Contractor's work area is required to be maintained in an orderly, safe and productive condition at all times.

- A. Accumulation of combustibles, flammable liquids, chemical products, tools not in use, trash and/or refuse is not acceptable and will not be allowed.
- B. Parking, staging and storage of materials and equipment shall be confined to designated areas only.
- C. When a Contractor's work material may be dislodged by wind and could create a hazard when left in an open area, it shall be secured by the Contractor.
- D. The Contractor will police its work area(s) at the end of the shift and leave the area in a condition that is acceptable to the JJC CM.
- E. In the event that housekeeping in a Contractor's work area is found to be in an unacceptable condition by the JJC CM, the CM will give notice once verbally to the Contractor's on-site supervisor or foreman. If the deficiency is not corrected in a timely manner (and no later than the end of the day's work shift), the JJC Facility Services Department may make provisions for clean-up (which may or may not be done by outside services), and fully back charged to the Contractor. The Contractor will be liable for all costs associated with clean-up at a minimum rate of \$125/man hour plus materials.
- F. The Contractor shall provide and install safety fencing or barricades around areas requiring protecting (including but not limited to trees, plantings, etc.). This includes installing cyclone fencing for outdoor projects to prevent anyone from entering the construction zone.
- G. The Contractor will be responsible for daily cleaning of mud off roadways where required, or caused by this Contractor.
- H. The Contractor will provide tree protection and install silt fencing when working in areas that such protection or erosion control is required.
- I. The Contractor will provide berms around storm drains to prevent mud run-off from entering the lake.

Preconstruction Conference Checklist

Revision-F June 20, 2018

- J. The contractor shall provide floor protection where necessary when the potential of damage to flooring may occur as a result of this contractors work. Contractor is to determine the necessary means, material and extent of floor protection required. Contractor should also photograph and document existing floor conditions prior to any work.
- K. Any landscape/lawn areas disturbed or damaged (inclusive of ruts, damaged trees, bushes, grass/turf, etc) as a result of this contractors work shall be repaired and/or replaced to original condition. Contractor shall take necessary means to protect such areas whenever possible.
- L. Where necessary, this contractor shall provide dust protection in all areas that may be impacted by their work. Means and methods of dust protection is to be determined by this contractor. Contractor will be fully responsible for cleaning all dust in any and all areas impacted by this project.

15. Conduct and Behavior:

The Contractor's employees and representatives must take into consideration the environment around them when holding conversations with fellow associates as well as JJC staff as to not interrupt classes that may be in session, or students in concourses that may be studying. Profanity/foul language, derogatory remarks or harassment of faculty, staff and/or students will not be tolerated and will be an immediate means for the employee dismissal from the project by JJC.

16. Progress Payments/Invoicing and Change Orders:

- A. A "pencil" copy of progress invoicing shall be submitted to the JJC CM & the A/E by the 1st of every month for review and approval. Final invoicing shall be in by the second week of the month for processing and board approval. No invoice will be processed without lien waiver(s) and certified payroll.
- B. Any extra work done by the Contractor will be considered performed at no extra cost to JJC unless a written JJC change order form has been fully executed and signed by the Director of Business and Auxiliary Services. A contractor shall not be entitled to any compensation for extra work/material based on verbal conversations (the contractor is considered proceeding with extra work at their own risk without a fully executed JJC change order form). It is the contractor's responsibility to obtain a fully executed change order form from JJC. A change order, or a combination of multiple change orders may not exceed 10% of the original contract without JJC seeking approval from the Board of Trustees.

Preconstruction Conference Checklist

Revision-F June 20, 2018

17. Miscellaneous:

- A. Soliciting or canvassing and posting or distributing printed material (except as permitted by law) is prohibited.
- B. Smoking and chewing tobacco is strictly prohibited on JJC property.
- C. Drinking, using, possessing or being under the influence of alcohol or controlled substances are prohibited, and a cause for immediate dismissal.
- D. No radios, CD Players or MP3 players shall be used during normal working hours.
- E. The Contractor shall perform his/her work in accordance to no less than the minimum requirements as established by the Occupational Safety and Health Association. Personal Protection equipment shall be provided by the Contractor and worn at all times.
- F. The Contractor will be responsible for securing materials and tools and shall be solely responsible for any such theft or damage.

By signing below, the Contractor certifies that he, his employees, subcontractors, or assigns will abide to this Preconstruction Conference Checklist during the course of the project. This document shall be attached and included as part of the contract for this project.

Contractor: _____
Print name: _____
Sign name: _____
Title: _____
Date signed: _____

JJC CM: _____
Sign name: _____
Date signed: _____

August 2008

Safety Requirements for Contractors and Subcontractors

Environmental Health and Safety
Facility Service Department
(815) 280-2384

Environmental Health and Safety

Safety Requirements for Contractors And Subcontractors

Environmental Health and Safety

Facility Services Department

1215 Houbolt Rd.

Joliet, IL 60431

Phone: (815) 280-2384 Fax (815) 280-6673

[http: // www.jjc.edu/ehs](http://www.jjc.edu/ehs)

Table of Contents

INTRODUCTION	1
EHS Information	1
Purpose	1
Application	1
Scope	1
GENERAL REQUIREMENTS	2
Contractual Obligations	2
Submittals	2
Control of Fugitive Emissions.....	3
Accidental Spills and Releases	3
Emergency Phone Numbers	3
SPECIFIC PROGRAM REQUIREMENTS.....	5
Non Capital Projects.....	5
Asbestos and Suspect Asbestos Containing Building Materials	6
Lead-containing Building Materials	6
Confined Spaces.....	7
Hazard Communication	7
Electrical Safety and Lockout/Tagout	9
Trenching and Excavations	9
Hot Work.....	10
Capital Projects	10
Asbestos and Suspect Asbestos Containing Building Materials	10
Lead-containing Building Materials	10
Confined Spaces.....	10
Hazard Communication	11
Electrical Safety and Lockout/Tagout	12
Trenching and Excavations	13
Hot Work.....	13
Agencies/Firms With No Contractual Relationship WITH JJC	13
WORK SITE INSPECTIONS.....	14
Non-Capital Projects	14
Capital Projects	14
Agencies/Firms Where No Formal Contractual Relationship Exists	15
DEFINITIONS	16

This page left intentionally blank.

Introduction

EHS Information

The mission of Environmental Health and Safety (EHS) is to:

- Work toward providing a safe and healthful living, learning, and working environment for every member of the greater college community by assuring safe work practices through educating, training, and assisting individuals and departments;
- Help individuals and departments achieve compliance with all health and safety state and federal regulations and college policies as economically as possible and
- Act as liaison with external regulatory agencies, and to monitor college compliance with mandatory health and safety standards whenever necessary.

Purpose

Joliet Junior College developed *Safety Requirements for Contractors and Subcontractors* to assure the safety of college employees and the public who may be in proximity to renovation, demolition, installation, or maintenance operations performed by Contractors or Subcontractors. Every Contractor is expected to take steps as necessary to protect the safety and health of college employees, students, and visitors during the performance of their work. Each Contractor that coordinates the work of Subcontractors shall assure that they abide by the requirements outlined herein.

Application

Each department that coordinates or uses the services of a Contractor to perform maintenance, repair, installation, renovation or construction-related operations is expected to designate one or more persons to coordinate this program within his or her department. These coordinators are expected to assure that the Contractor is:

- Informed of the presence of hazards in or near the work area.
- Informed about JJC's requirements related to lead, confined space entry, lockout/tagout, hot work, and excavation operations.
- Aware of the colleges' expectations regarding safety compliance and the control of worksite hazards.

A representative from EHS will serve as the coordinator for the purposes of this program on capital renovation and construction projects.

Scope

This program applies to all JJC properties, and to all work performed by Contractors and Subcontractors in or on property owned, leased or occupied by JJC or employees of JJC.

General Requirements

Contractual Obligations

A copy of this document shall be made available upon request to prospective bidders/offerors at the pre-bid/pre-proposal conference for the work. This document shall be either included with, or referenced in, the contract documents.

Contractors performing building, facilities or equipment-related construction, repair, installation, renovation or maintenance activities shall attend a safety orientation as follows:

- On capital projects, this orientation will be conducted during the pre-construction conference or as determined by the Project Manager.
- For non-capital construction/renovation work, the Project Coordinator shall arrange the safety orientation with EHS and the Contractor prior to the start of work by contacting EHS at (815) 280-2384. Contractors retained on a term contract need only attend one safety orientation held prior to the award of the first project under that contract.

The Contractor shall provide the Project Manager/Coordinator with emergency contact phone number(s), usable 24 hours a day, for the Contractor's representative. These phone numbers shall be copied to EHS and the JJC Police Department prior to the work.

The Contractor bears sole responsibility for the safety of his or her employees. The Contractor is expected to take all steps necessary to establish, administer, and enforce safety rules that meet the regulatory requirements of the Illinois Department of Labor (IDOL) and the Occupational Safety and Health Administration (OSHA). These regulations include, but are not limited to:

- Title 29 of the Code of Federal Regulations (CFR) Parts 1910, Occupational Safety and Health Administration (OSHA) Standards for General Industry,
- Title 29 of the Code of Federal Regulations (CFR) Parts 1926, Occupational Safety and Health Administration (OSHA) Standards for the Construction Industry.

The Contractor bears sole responsibility for communication of safety-related information and requirements to his or her Subcontractors. Contractors shall assure that their Subcontractors comply with the requirements outlined herein.

Submittals

Submittals, where required from the Contractor by this document, shall be made in writing, directly to the Project Manager/Coordinator and copied to EHS. Submittals shall be made sufficiently in advance to avoid delay of the project. Where review, approval, or coordination of submittals is required, submittals shall be made at least ten (10) working days prior to the start of the project unless prior arrangements have been made. Post-job submittals, where required

as outlined in this document, shall be made no later than fifteen (15) working days after completion of the project or as specified herein.

Control of Fugitive Emissions

The Contractor shall take all reasonable precautions necessary to control fugitive emissions from the job site. Fugitive emissions include, but are not limited to: nuisance dust, chemical odors/vapors/gases, hazardous materials (such as lead dust or asbestos), and noise.

Where the product(s) or material(s) to be used by the Contractor has a permissible exposure limit (PEL) established by OSHA or IDOL and where college employees or the public may be exposed to the product or material, the Contractor shall take all reasonable steps to maintain exposures below the PEL where an exposure condition during use exceeding the PEL could reasonably be anticipated. In such instances, the Contractor shall monitor, or shall contract to have monitored, work area exposure conditions. Monitoring shall occur, at a minimum, during the start of work and whenever there is a change in procedure, process, or chemical or material used. If it is deemed not practicable to maintain exposures below the PEL, the Contractor shall restrict access to all areas where exposures exceed the PEL to authorize personnel only.

Accidental Spills and Releases

In the event of an accidental release or spill of chemicals or other hazardous materials the Contractor shall:

- Immediately take action as appropriate to contain the spill if this action can be taken without jeopardizing the health or safety of employees,
- Notify the fire department, campus police, or other entities as needed or required,
- Contact EHS, and
- Contact the Project Manager/Coordinator.

EHS emergency response personnel may be reached after normal business hours by contacting the Campus Police Department at (815) 280-2234 or 2811 from a house phone.

The following phone numbers may be used in the event of an emergency during normal working hours:

	Outside	On-Campus
Joliet Fire Department and Ambulance		911
JJC Campus Police	(815) 280-2911	Extension 2911
North Campus-Romeoville Fire/Ambulance	911	911
Morris Fire/Ambulance	911	911
Environmental, Health and Safety	(815) 280-2384	Extension 2384
East Joliet Fire/Ambulance	(815) 723-1504	911
Facility Services	(815) 280-2332	Extension 2332

All college costs associated with responding to or remediation of a chemical or hazardous material spill or release may be assessed by the Contractor.

General Work Requirements

The Contractor shall abide by the requirements of any sign posted in a building that requires the use of specific personal protective equipment, that restricts access to qualified or authorized persons only, or that establishes other requirements for entry.

The Contractor shall not conduct work or operations that obstruct exits or the means of egress from an occupied building without the prior approval of EHS and the Project Manager/Coordinator. Equipment and materials are not to be stored in exits or exit stairwells at any time, and may not be stored in the means of egress without prior approval. Fire rated doors shall not be chocked or blocked open except temporarily and event of a building fire alarm or similar emergency.

Compressed gases shall be stored, used and transported in accordance of the NFPA, OSHA and DOT. New compressed gas installations shall comply with these agency requirements.

All tents, stages and temporary structures shall comply with the requirements of the NFPA.

Contractors shall not use College equipment or vehicles nor shall the Contractor allow college employees to use the Contractors' equipment or vehicles without the approval of Risk Management and EHS. If an employee of a Contractor needs to use specialized equipment owned by JJC, such as powered industrial trucks, the Contractor must provide suitable documentation that the employee has been trained and certified (if required) to use such equipment.

Specific Program Requirements

Non-capital Projects

Asbestos and Suspect Asbestos Containing Building Materials

It is the responsibility of the Contractor to provide his or her own asbestos awareness program which shall include, but is not limited to, the information contained in this section and the OSHA asbestos-related regulations (29 CFR 1926.1101). Verification that this training has been conducted shall be supplied to the college upon request.

Contractors employed by the college to perform building or facilities-related maintenance, repair or renovation shall be informed by the Project Coordinator of the location of suspect and known asbestos-containing materials (ACM) in the work area(s) to which they are assigned by one of the following means:

- The Project Coordinator shall provide the Contractor with a copy of a completed "Work Order Review Form" or an asbestos inspection report specific to their work and the materials that are to be distributed, or
- Where the construction documents for a project clearly detail asbestos material locations within the work area, these documents may serve in lieu of the "Work Order Review Form" or inspection report.

The "Work Order Review Form" is used internally at the College to document that the proposed scope of work has been reviewed for the presence of suspect or known ACM. The "Work Order Review Form" will be completed by either EHS or the individual within the Department approved by EHS to perform this review. Questions related to this issue should be addressed to EHS at (815) 280-2384. An asbestos inspection report may, at the discretion of the Contracting Department, be prepared by an asbestos consultant licensed in Illinois to perform the duties of Asbestos Inspector and Asbestos Management Planner, this report shall be copied to EHS upon receipt.

Contractors shall, under no circumstances, damage or disturb suspect or known *friable* ACM unless they are a licensed Illinois Asbestos Abatement Contractor and have been specifically employed to perform asbestos repair or removal. Contractors may remove *non-friable* ACM, or perform work that will potentially disturb non-friable ACM, only with prior approval by EHS of the Contractors proposed work methods, employee training and waste disposal site. If suspect asbestos materials are discovered during the course of the work, the Contractor shall stop work immediately and notify the Project Coordinator or other person as indicated in the contract documents.

The Contractor shall not proceed with any change in work which requires a material to be disturbed that the "Work Order Review Form", asbestos inspection report, or construction documents show has not previously been tested (e.g., "suspect" ACM). If a change in the scope of work becomes necessary, the revised scope of work shall be reviewed and pre-approved by EHS or other authorized person.

Asbestos materials may not be used or installed in College facilities.

Lead-Containing Building Materials

Contractors employed by the college to perform building or facilities-related maintenance, repair or renovation shall be informed by the Project Coordinator of the location of lead-containing building materials in the work area(s) to which they are assigned by one of the following means:

- The Project Coordinator shall provide the Contractor with a copy of the completed “Work Order Review Form” or a lead inspection report specific to their work and the materials that are to be disturbed, or
- Where the construction documents for a project clearly detail the location of lead-containing building materials within the work area, these documents may serve in lieu of the “Work Order Review Form” or inspection report.

The Project Coordinator may obtain information regarding the location of lead materials within a work site from the Department Safety Representative or by contacting EHS at (815) 280-2384. A lead inspection report may, at the discretion of the Contracting Department, be prepared by a lead consultant licensed in Illinois to perform the duties of Lead Inspector, this report shall be copied to EHS upon receipt. Contractors that will disturb lead-containing building materials during the course of work shall take all necessary precautions to protect college employees and the public from exposure to lead dust or contamination. These measures shall conform, at a minimum, to the OSHA requirements detailed in 29 CFR 1926.62 and applicable local, state and federal regulation. The Contractor shall submit a copy of his or her lead compliance program, as required by 29 CFR 1926.62(e), with required supporting documentation for prior review and approval to EHS. This submittal shall be made sufficiently in advance of construction to avoid delay of the project. Where the Contractor is engaged in work in child-occupied facilities (as defined by 40 CFR Part 745), such work shall be performed in accordance with 40 CFR Part 745, and clearance testing shall be performed by EHS or a licensed consultant at the conclusion of the project in accordance with the requirements of this regulation.

A copy of the analytical report(s) for any personal air samples taken during the course of the work shall be provided to EHS.

The Contractor shall not proceed with any change in work that requires a material be disturbed that the “Work Order Review Form”, lead inspection report, or construction documents shows has not previously been tested unless pre-approved work procedure will be followed.

On projects where lead-containing materials will be disturbed or removed during the course of work, the Project Designer shall contact EHS at (815) 280-2384 to determine disposal requirements. If the lead-containing materials will constitute a hazardous waste, disposal of these materials shall be coordinated with EHS. The disposal requirements must be established during the design of the project.

Confined Spaces

When the College arranges to have a Contractor perform work that involves entry into a confined space, the Project Coordinator shall:

- Inform the Contractor that the workplace contains confined spaces and that the entry is allowed only through compliance with a confined space program meeting the requirements set forth by the DOL and the OSHA.
- Apprise the Contractor of the elements, including the hazard(s) identified and the college's experience with the space.
- Apprise the Contractor of any precautions or procedures that the college has implemented for the protection of college employees in or near confined spaces where contractor personnel will be working.
- Coordinate entry operations with the Contractor when both College personnel and contractor personnel will be working in or near confined spaces.
- Debrief the Contractor at the conclusion of the entry operations regarding the confined space program followed and any hazards confronted or created in confined spaces during entry operations
- Provide a copy of JJC Confined Space Entry Program to the Contractor upon request.

Information on JJC Confined Space Program and information on specific confined spaces on JJC Properties may be obtained by contacting EHS at (815) 280-2384.

Each Contractor who is retained to perform work that will require permit space entry operations shall:

- Coordinate entry operations with the Project Coordinator when both the Contractor and College personnel will be working in or near permit spaces;
- Inform the Project Coordinator in writing of the permit space program the Contractor will follow;
- Inform the Project Coordinator of any hazards confronted or created in permit spaces during entry operations;
- Provide a copy of the Contractor's Confined Space Program to the College upon request;
- Inform the Project Coordinator in writing of the rescue services/team they will be using during permit entry; and
- Provide a copy of the canceled permit(s) to the Project Coordinator and EHS at the conclusion of entry operation.

Confined Spaces

The Contractor shall maintain, on-site, Material Safety Data Sheets (MSDS's) for all chemicals used or stored at his or her job site as required by IDOL/OSHA regulations and the contract documents. The Contractor shall provide copies of MSDS's to the Project Coordinator and EHS upon request.

Chemicals are used extensively on the JJC campus. Chemicals use and/or storage is routine in, but not limited to, the following areas or locations:

- Laboratories
- Fume hood exhausts on the roofs of laboratory buildings. (In general, signs have been posted on the roof access hatch or door restricting access to the roofs of buildings where fume hood exhausts are located).
- Chemical stock rooms.
- Agricultural Shops, Areas, and Chemical Storage.
- Chemical waste accumulation areas.
- Facility Services and Kitchen, paint and chemical storage areas.
- Custodial Closets.

The Project Coordinator shall inform the Contractor of the following:

- Known hazards and any required safety procedures that must be followed in the Contractor's work area.
- Methods for obtaining access to Material Safety Data Sheets (MSDS) for hazardous chemicals present in the Contractor's work area.
- Information about the labeling system used in the work area (NFPA 701).
- Emergency procedures that the Contractor is to follow in the event of accidental exposures or releases of hazardous chemicals.

If the work will be conducted on the roof of a building where fume hood exhausts are located, the Project Coordinator shall coordinate access with Facility Services, the departments within the building, and EHS, as necessary to ensure that:

- Fume hoods within, or adjacent to, the work area are shut down,
- No experiments are in-progress that would generate toxic or hazardous airborne contaminants;
- All chemicals stored within the fume hoods are capped or otherwise sealed; and
- The Contractor is informed of any special precautions that must be taken to prevent employee exposure to hazardous chemicals.

A minimum of seven days advance notice is generally required to coordinate fume hood shutdowns. In emergency situations (for example, when the Contractor's personnel must conduct work on, or in proximity to, active fume hood exhausts), the Contractor may access these roof areas if appropriate personal protective equipment is used. The Contractor shall be

informed in writing by the Project Coordinator of the precautions that should be taken to protect his or employees while conducting such work. This information may be obtained by contacting EHS at (815) 280-2384.

Given the number of chemicals used, and changing work within chemical laboratories, it is impractical for the college to provide the Contractor with a MSDS for any chemical potentially in-use within any given laboratory. However, MSDS's are required to be maintained and to be accessible to employees in each work area, and MSDS's for all chemicals may be obtained from Campus Police or EHS.

The Contractor shall assume that all hazardous chemicals or materials are handled and disposed of in accordance with federal and state regulations. Where a hazardous waste disposal manifest is required by these regulations, the Contractor shall contact EHS at (815) 280-2384 to assure that manifesting, storage, and the proposed disposal method and disposal site meet college and EPA requirements. The Contractor shall supply a copy of the completed waste manifest to EHS within 24 hours of receipt.

Where the Contractor has secured air samples documenting employee exposure to airborne chemical or particulate hazards during the course of his or her work, a copy of all air sample results shall be provided to EHS within 24-hours of receipt by the Contractor.

Electrical Safety and Lockout/Tagout

If College employees will be present on the Contractors worksite, and employees of either JJC and/or the Contractor will be performing work that requires the use of lockout and/or tagout devices, the following requirements shall apply:

- The Project Coordinator and Contractor shall inform each other of their respective lockout/tagout procedures.
- The Project Coordinator and Contractor shall each inform their personnel regarding the energy control procedures that are to be followed on the project site.
- A copy of JJC 's Electrical Safety and Lockout/Tagout programs shall be provided to the Contractor upon request.
- A copy of the Contractors electrical safety and lockout/tagout program shall be made available to the college upon request.

Trenching and Excavations

The Contractor shall coordinate trenching and excavation work with the Project Coordinator, Facility Services, and JULIE to assure the coordination of work and shutdown of utilities if necessary.

The design of sloping and benching systems, support systems, shield systems or other protective systems shall confirm, at a minimum, to the OSHA requirements detailed in 29 CFR 1926 Subpart P requirements.

Trenching or excavations below the level of the base or footing of any foundation or retaining wall, or adjacent to any utility, sidewalk or roadway, will not be permitted unless:

- A support system, such as underpinning, is provided to ensure the safety of employees and the stability of the structure, or
- The excavation is in stable rock, or
- A registered professional engineer has approved the determination that such excavation work will not pose a hazard to employees or the structure.

This determination is the responsibility of the Contractor except as permitted, required or otherwise allowed by the project specifications or drawings

The Contractor shall notify the Project Coordinator of the name of the individual that is to serve as the Contractor's competent person as defined by this program and the OSHA regulations. The Contractor's designated competent person shall maintain a written log of the daily inspections made of excavations, adjacent areas, and protective systems. A copy of this written log shall be made available to the college upon request.

Where the design of a sloping and benching system, support system, shield systems or other protective systems requires review and approval by a registered professional engineer, the Contractor shall submit a copy of the completed review to the Project Coordinator and EHS prior to the start of work.

Hot Work

Contractors performing hot work shall maintain a Hot Work Permit Program and employee-training program that meets the OSHA requirements found in 29 CFR 1926.352 and ANSI Z49.1-88 and NFPA 51B. Examples of hot work include, but are not limited to, use of open flames, compressed gasses or supplied fuel burning, brazing, cutting, grinding, soldering, thawing, pipe, torch applied roofing, and welding.

A copy of the canceled permit(s) shall be provided to the Project Coordinator and EHS after completion of the work.

Capital Projects

Asbestos and Suspect Asbestos Containing Building Materials

It is the responsibility of the Contractor to provide his or her own asbestos awareness program which shall include, but is not limited to, the information contained in this section and the OSHA asbestos-related regulations (29 CFR 1926.1101). Verification that this training has been conducted shall be supplied to the Architect/Engineer of record for the project and/or the college upon request.

The location of asbestos materials, where present within the jobsite, will be detailed in the construction documents for that project.

Asbestos materials may not be used or installed in College facilities.

Lead-containing Building Materials

The location of lead materials, where present, will be detailed in the construction documents for that project.

Contractors that will disturb lead-containing building materials during the course of work shall take all necessary precautions to protect college employees and the public from exposure to lead dust or contamination. These measures shall conform, at a minimum, to the OSHA requirements detailed in 29 CFR 1926.62 and applicable local, state and federal regulations related to health, safety, transportation and disposal.

Confined Spaces

Where the work of the Contractor involves entry into confined spaces, the Contractor shall perform such entry in accordance with the OSHA (e.g., 29 CFR 1926.20 and/or 1910.146) requirements. Where the work involves an existing college permit-required confined space, the Project Manager and/or Field Engineer shall coordinate with EHS to assure that:

- The Contractor is apprised of the elements, including the hazard(s) identified and the college's experience with the space, that make it a permit-required confined space.
- The Contractor is apprised of any precautions or procedures that the college has implemented for the protection of college employees in or near permit spaces where contractor personnel will be working.
- The Contractor is debriefed at the conclusion of the entry operations regarding the permit space program followed and any hazards confronted or created in permit spaces during entry operations.

The Contractor shall provide at least 24-hours advance notice to the Field Engineer when both college personnel and the Contractor's personnel will be working in or near permit-required confined spaces. The Field Engineer shall notify EHS at (815) 280-2384, and EHS shall assure that the college personnel have been informed of the precautions and procedures to be followed during entry operations. Under these circumstances the Contractor shall:

- Inform EHS of the permit space procedures the Contractor will follow;
- Inform EHS of any hazards confronted or created in permit spaces during entry operations.

Hazard Communication

SAFETY REQUIREMENTS FOR CONTRACTORS AND SUBCONTRACTORS

The Contractor shall maintain, on-site, Material Safety Data Sheets (MSDS's) for all chemicals used or stored at the job site as required by IDOL/OSHA regulations and the contract documents.

Chemicals are used extensively on the JJC campus. Chemical use is routine in, but not limited to, the following areas or locations:

- Laboratories.
- Fume hood exhausts on the roofs of laboratory buildings. (In general, signs have been posted on the roof access hatch or door restricting access to the roofs of buildings where fume-hood exhausts are located).
- Chemical stock rooms.
- Agricultural shop, areas, and chemical storage.
- Chemical waste accumulation areas.
- Facility Services and Residential and Dining Programs paint and chemical storage areas.
- Custodial closets.

Where necessitated by the work, the Field Engineer and/or Project Manager shall coordinate with EHS to assure that the Contractor is informed of the following:

- Known hazards and any required safety procedures that must be followed in the Contractor's work area.
- Methods for obtaining access to Material Safety Data Sheets (MSDS) for hazardous chemicals present in the Contractor's work area.
- Information about the labeling system used in the work area (NFPA 701).
- Emergency procedures that the Contractor is to follow in the event of accidental exposures or releases of hazardous chemicals.

If work will be conducted on the roof of a building, where fume hood exhausts are located, the Field Engineer shall coordinate access with Facility Services, the departments within the building and EHS as necessary to ensure that:

- Fume hoods within, or adjacent to, the work area are shut down,
- No experiments are in-progress that would generate toxic or hazardous airborne contaminants;
- All chemicals stored within the fume hoods are capped or otherwise sealed; and,
- The Contractor is informed of any special precautions that must be taken to prevent employee exposure to hazardous chemicals.

A minimum of seven days advance notice is generally required to coordinate fume hood shutdowns. In emergency situations (for example, when the Contractor's personnel must conduct work on, or in proximity to, active fume hood exhausts), the Contractor may access these roof areas if appropriate personal protective equipment is used. The Contractor shall be informed in writing by EHS of the precautions that should be taken to protect his or her

employees while conducting such work. The Field Engineer may request this information by contacting EHS at (815) 280-2384.

Given the number of chemicals used, and changing work within chemical laboratories, it is impractical for the college to provide the Contractor with a MSDS for any chemical potentially in-use within any given laboratory. However, MSDS's are required to be maintained and to be accessible to employees in each work area, and MSDS's for all chemicals may be obtained from EHS.

The Contractor shall assure that all hazardous chemicals or materials are handled and disposed of in accordance with federal and state regulations and the contract requirements.

Electrical Safety and Lockout/Tagout

If college employees will be present on the Contractors worksite, and employees of either JJC and/or the Contractor will be performing work that requires the use of lockout and/or tagout devices, the following requirements shall apply:

- The EHS representative and the Contractor shall inform each other of their respective lockout/tagout procedures.
- The Project Manager and/or Field Engineer will coordinate with the EHS representative to assure that college personnel understand the energy control procedures that are to be followed in the project site.
- The Contractor shall assure that his/her personnel understand the energy control procedures that are to be followed on the project site.
- A copy of JJC's Electrical Safety and Lockout/Tagout programs shall be provided to the Contractor upon request.
- A copy of the Contractors electrical safety and lockout/tagout procedures shall be made available to the college upon request.

Trenching and Excavations

The Contractor shall coordinate trenching and excavation work with the Project Manager and/or Field Engineer and JULIE to assure the coordination of work and shutdown of utilities as necessary.

The design of sloping and benching systems, support systems, shield systems or other protective systems shall conform, at a minimum, to the OSHA requirements detailed in 29 CFR 1926 Subpart P, and the requirements of the contract.

Hot Work

Contractors performing hot work shall maintain a Hot Work Permit Program and employee-training program that meets the OSHA requirements found in 29 CFR 1926.352 and ANSI Z49.1-88 and NFPA 51B. Examples of hot work include, but are not limited to, use of open

flames, compressed gases or supplied fuel burning, brazing, cutting, grinding, soldering, thawing pipe, torch applied roofing, and welding.

Agencies/Firms With No Contractual Relationship with JJC

All agencies/firms conducting work on JJC property shall comply with the requirements of NFPA, EPA, DOL, OSHA and this program, even where no formal contractual relationship exists between JJC and the agency/firm. The agency/firm shall maintain appropriate insurance, including general liability, auto liability, and workers compensation insurance. Verification of insurance shall be coordinated with JJC's Director of Risk Management, who may be reached at (815) 280-2325, prior to the start of work. Such agencies/firms shall not, without prior written approval of EHS:

- Use a product(s) or material(s) that has a permissible exposure limit (PEL) established by OSHA.
- Perform work on JJC property that may damage or disturb known or suspect asbestos materials,
- Perform work on JJC property that may damage or disturb known or suspect lead-containing materials,
- Perform work on JJC property that involves entry into a permit-required confined space,
- Perform work on any electrical system or utility,
- Construct nor enter excavations, nor
- Perform hot work.

Work Site Inspections

Non-capital Projects

Work site inspections may be conducted by EHS or other designated college personnel. These inspections are conducted solely for the benefit of the college, and shall not relieve the contractor of responsibility for enforcement of, and compliance with, OSHA, NFPA or EPA regulations.

In the event that work site conditions exist that potentially impact the safety of college employees, students, or the public, the college inspector shall issue a verbal or written warning to the Contractor and shall notify the Project Coordinator. If the unsafe conditions cannot be immediately corrected and represent a danger or have a potential to harm college employees, students or the public, then the college inspector will:

- Detail the NFPA, EPA or OSHA violations that were noted, and explain the potential impact upon college employees, students or the public,
- Require that the Project Coordinator have the Contractor either stop work or implement measures to isolate the hazardous condition until the unsafe condition can be mitigated,
- Issue a formal written report of the violation(s) to the Contractor. This report shall be copied to the Project Coordinator.

Reports of deficiencies may be factored into the evaluation of the contract by the college, and may be included in a vendor complaint file that is available for review by other state agencies. Repeat safety violations of a similar nature and/or a single serious willful safety violation by a Contractor may warrant review and termination of the contract.

Capital Projects

Work site inspections may be conducted by EHS or other designated college representatives. Such inspections shall be coordinated with the Field Engineer and/or Project Manager. These inspections are conducted solely for the benefit of college personnel who may be working on the site and shall not relieve the contractor of responsibility for enforcement of, and compliance with NFPA, EPA, and OSHA regulations.

In the event that work site conditions exist that potentially impact the safety of college employees or the public, EHS shall notify the college Field Engineer and the Contractor of the hazard, and will assure that other college personnel present on-site are warned to avoid the area of the hazardous condition. The Contractor shall take prompt action to correct the hazardous condition. If the hazardous condition cannot be immediately corrected, the Contractor shall take effective steps to isolate the hazardous condition and/or shall stop work that is causing the hazardous condition until the hazard can be mitigated.

In the event that work site conditions exist that present an immediate safety hazard for the Contractors personnel, EHS may, as a courtesy, notify the Field Engineer and the Contractor of the hazardous condition. The Contractor shall take prompt action to correct the hazardous condition as required by the *General Conditions of the Construction Contract*.

Agencies/Firms Where No Formal Contractual Relationship Exists

When hazardous condition are identified by EHS related to work performed by agencies/firms conducting work on JJC property where no formal contractual relationship exists between JJC and the agency/firm, the hazardous condition shall be immediately corrected. If the hazardous condition cannot be immediately corrected, the agency/firm shall stop work and shall take effective steps to isolate the hazardous condition from personnel and the public. Repeat safety violations of a similar nature or willful disregard for the NFPA, EPA or OSHA requirements or the requirements outlined in this program will result in immediate removal from JJC property.

Definitions

Capital Project: A capital project is one whose total project cost exceeds \$500,000.

Competent Person: As related to excavation, trenching or shoring work, the Contractor's "competent person" means one who is capable of identifying existing and predictable hazards in the surroundings, or working conditions which are unsanitary, hazardous or dangerous to employees, and who has authorization to take prompt corrective measures to eliminate them.

Confined Space: A confined space is a space that is large enough for a person to enter, that has limited means for entry or exit, and that is not designed for continuous occupancy. Example include tanks, silos, storage bins or hopper, utility vaults and pits.

Contracting Department: The Department at the college that has contracted for work to be performed by a Contractor. In regards to agencies/firms conducting work on JJC property, where no formal contractual relationship exists between JJC and the agency/firm, the department that is coordinating or approving the work of the agency/firm is the Contracting Department.

Contractor: An entity or agency employed by the college to perform the installation or maintenance of equipment or the renovation or construction of a building, room or space on college property, or that provides services to the college on college property including, but not limited to, vending, supplies, erection of tents and other services.

Field Engineer: The representative from JJC's Facility Services department that oversees capital construction and/or renovation activities.

Friable Asbestos: An asbestos material that is capable of being reduced to powder by hand pressure when dry, or a nonfriable asbestos material that is subject to grinding, sanding, cutting or abrading or that is otherwise rendered by mechanical means.

Lockout/Tagout: A program used to ensure that employees are protected from sources of potentially hazardous energy. The program requires that hazardous energy sources be identified and locked and/or tagged-out before work is done on the system(s).

Permit-required confined space: A permit-required confined space is a confined space that contains potential or known safety hazards that must be dealt with prior to or during entry to assure the safety of those employees performing the work.

Project Coordinator: The individual(s) within a Department that has been assigned duties related to oversight or coordination of work performed by a Contractor as defined in this program.

Project Manager: The representative from JJC's Facility Services department that coordinates the work of the Field Engineer and the Architect/Engineer related to capital construction and/or renovation projects.

Serious, willful safety violation: “Serious, willful safety violation” is defined, for the purposes of this program, as a work activity with a substantial probability that death or serious physical harm could result and where the hazard was known or should have been known, but where the work activity was continued regardless of the existence of the safety hazard.

LABOR MANAGEMENT PROJECT AGREEMENT

This Agreement is entered into this ____ day of ____, 20__ by and between Joliet Junior College, Illinois Community College District 525 of Will, Grundy, Kendall, LaSalle, Kankakee, Livingston, and Cook, Illinois, (hereinafter called the "Owner"); and _____ (hereinafter called the "Project Contractor"); and the _____ Building Trades Council (hereinafter called the "Union"), acting in their own behalf and on behalf of their respective affiliates and members; and the THREE RIVERS CONSTRUCTION ALLIANCE, acting on their own behalf and on the behalf of their respective affiliates and members, with respect to all construction projects at Joliet Junior College, which includes the Master Plan and Capital Improvement Plans thru August 2013, located in Will County, Illinois.

WITNESSETH:

WHEREAS, to accomplish the goals of quality, cost effectiveness and timelessness requires that all participants exhibit a positive attitude intent on success; and

WHEREAS, there must exist amongst all parties a willingness to cooperate fully in devoting themselves to the goals of the Project; and

WHEREAS, this program has no room for adverse relationships, but only a true spirit of cooperation and commitment; and

WHEREAS, it is essential that the work required to construct this Project be accomplished in an efficient and economical manner so as to provide productivity, the highest levels of quality and the total elimination of delays thereby fostering new plateaus in labor/management cooperation; and

WHEREAS, Joliet Junior College, Illinois Community College District 525 of Will, Grundy, Kendall, LaSalle, Kankakee, Livingston, and Cook, Illinois, (hereinafter referred to as

the "Owner"), its general Contractor(s), its subcontractor(s) of whatever tier, the local Building Trades Council, the THREE RIVERS CONSTRUCTION ALLIANCE dedicate themselves to the goal that together, in full cooperation, local labor, and management will produce a project of excellent quality, as economically as possible, in a safe environment, under favorable working conditions; and

WHEREAS, nothing contained herein shall prevent the Owner from considering bids for the Project so long as the General Contractor and its Subcontractors agree to abide by the terms and provisions of this Agreement.

NOW, THEREFORE, for and in consideration of the mutual covenants above-contained and other good and valuable consideration, as hereinafter set forth, the parties do hereby agree as follows:

SECTION 1. Introduction

It is understood by the parties to this Agreement that other contractors awarded construction work directly or indirectly by the Owner will execute this Agreement and become signatory contractors for the purpose of this work.

The intent of the parties to this Agreement is to establish labor and management cooperation between the Owner, Project Contractor, all Contractors and Subcontractors performing construction work in this Project site, and the appropriate Unions signatory to this Agreement for the express purpose of producing a quality project on schedule, and, as economically as possible, in a safe environment under favorable working conditions.

SECTION 2. Scope of the Agreement.

A. This Project Agreement shall apply and is limited to the recognized and accepted historical definition of new construction work under the direction of and performed by the

Contractor(s), of whatever tier, which may include the Project Contractor, who have contracts awarded for such work on the Project. Such work shall include site preparation work and dedicated off-site work.

It is agreed that the Project Contractor shall require all Contractors of whatever tier who have been awarded contracts for work covered by this Agreement, to accept and be bound by the terms and conditions of this Agreement by executing the Letter of Assent (Attachment A) prior to commencing work. The Project Contractor shall assure compliance with this Agreement by the Contractors. It is further agreed that, where there is a conflict, the terms and conditions of this Agreement shall supersede and override terms and conditions of any and all other national, area, or local collective bargaining agreements, except for all work performed under the NTL Articles of Agreement, and the National Stack/Chimney Agreement, the National Cooling Tower Agreement. All instrument calibration work and loop checking shall be performed under the terms of the UA/IBEW Joint National Agreement for Instrument and Control Systems Technicians, and the National Agreement of the International Union of Elevator Constructors, with the exception of Section 4, 5 and 6 of this Agreement, which shall apply to such work.

B. Nothing contained herein shall be construed to prohibit, restrict or interfere with the performance of any other operation, work, or function which may occur at the Project site or be associated with the development of the Project.

C. This Agreement shall only be binding on the signatory parties hereto and shall not apply to their parents, affiliates or subsidiaries.

D. The Owner and/or the Project Contractor have the absolute right to select any qualified bidder for the award of contracts on this Project without reference to the existence or non-existence of any agreements between such bidder and any party to this Agreement;

provided, however, only that such bidder is willing, ready and able to become a party to and comply with this Agreement, should it be designated the successful bidder.

E. The provisions of this Agreement shall not apply to Owner, and nothing contained herein shall be construed to prohibit or restrict Owner or its employees from performing work not covered by this Agreement on the Project site. As areas and systems of the Project are inspected and construction tested by the Project Contractor or Contractors and accepted by the Owner, the Agreement will not have further force or effect on such items or areas, except when the Project Contractor or Contractors are directed by the Owner to engage in repairs, modifications, check-out, and warranty functions required by its contract with the Owner during the term of this Agreement.

F. It is understood that the Owner, at its sole option, may terminate, delay and/or suspend any or all portions of the Project at any time.

G. It is understood that the liability of any employer and the liability of the separate unions under this Agreement shall be several and not joint. The unions agree that this Agreement does not have the effect of creating any joint employer status between or among the Owner, Contractor(s) or any employer.

SECTION 3. Labor-Management Cooperation Committee

The parties to this Agreement hereby reaffirm the necessity for joint cooperation and participation by Labor and Management in interpreting and analyzing the effectiveness of management's application of this Agreement as well as Labor's response and any other matter affecting quality, safety, working conditions and productivity. Therefore, to secure this end, it is hereby agreed that a "Labor-Management Cooperation Committee" will be established composed of three representatives from Labor and three representatives from Management; one

representative from labor and one from Management shall be Co-Chairpersons of this Committee.

The Labor-Management Cooperation Committee shall meet a minimum of once each month, at the job site, and shall discuss the following; reports concerning any violation, dispute, questions or interpretation of the application of practices arising out of this Agreement; safety; working conditions; absenteeism; labor turnover; availability of qualified journeymen; need for training; and any other matter affecting productivity and efficiency on this project.

In the event a dispute is not resolved by the Labor-Management Cooperation Committee, such matter shall then be settled as outlined by the grievance procedure and/or arbitration provisions contained in Section 6 or 7 of this Agreement. The Labor-Management Cooperation Committee shall have no authority to render a decision involving a jurisdictional dispute.

SECTION 4. Contractor's Commitment

A Work assignments will be made in accordance with area practice, consistent with the efficient and economical performance of the work.

B. Before performing the work at the job site, the Contractor or Subcontractors of whatever tier actually performing the work will become signatory to the appropriate collective bargaining agreement.

C. The Contractors and Subcontractors shall exercise their management rights. These rights shall include planning, directing, hiring, dismissal, lay-off, transferring, appointing foremen and general foremen and otherwise directing the work force.

D. The Project Contractor agrees that neither it nor any of its contractors or subcontractors will subcontract any work to be done on the Project except to a person, firm or corporation who is or agrees to become party to this Agreement. Any contractor or subcontractor

working on the Project shall, as a condition to working on said Project, become signatory to and perform all work under the terms of this Agreement.

SECTION 5. Union (Craftsman) Commitment

A. Qualified and skilled craftsmen will be furnished as required by the Contractor in the fulfillment of its obligations of the Owner.

B. Craftsmen shall be at their place of work at the regular starting time and shall remain at their place of work until quitting time. There shall be no limit on production by Craftsmen nor restrictions on the use of tools or equipment other than that which may be required by safety practice.

C. Where stewards are appointed by respective unions, the steward shall be qualified craftsmen performing the work of his craft who shall exercise no supervisory functions. There shall be no non-working stewards.

SECTION 6. Disputes and Grievances

A. This Agreement is intended to provide close cooperation between management and labor. Each of the Unions will assign a representative to this Project for the purpose of completing the construction of the Project economically, efficiently, continuously, and without interruptions, delays, or work stoppages.

B. The Contractors, Unions, and the employees, collectively and individually, realize the importance to all parties to maintain continuous and uninterrupted performance of the work of the Project, and agree to resolve disputes in accordance with the grievance-arbitration provisions set forth in this Article.

C. Any question or dispute arising out of and during the term of this Project Agreement (other than grievances not covered by a local Collective Bargaining Agreement or trade

jurisdictional disputes) shall be considered a grievance and subject to resolution under the following procedures:

Step 1. (a) When any employee subject to the provisions of this Agreement feels he or she is aggrieved by a violation of this Agreement, he or she, through his or her local union business representative or job steward, shall, within five (5) working days after the occurrence of the violation, give notice to the work-site representative of the involved Contractor stating the provision(s) alleged to have been violated. The business representative of the local union or the job steward and the work-site representative of the involved Contractor and the Project Contractor shall meet and endeavor to adjust the matter within three (3) working days after timely notice has been given. The representative of the Contractor shall keep the meeting minutes and shall respond to the Union representative in writing (copying the Project Contractor) at the conclusion of the meeting but not later than twenty-four (24) hours thereafter. If they fail to resolve the matter within the prescribed period, the grieving party may, within forty-eight (48) hours thereafter, pursue Step 2 of the Grievance Procedure, provided the grievance is reduced to writing, setting forth the relevant information concerning the alleged grievance, including a short description thereof, the date on which the grievance occurred, and the provision(s) of the Agreement alleged to have been violated.

(b) Should the Local Union(s) or the Project Contractor or any Contractor have a dispute with the other party and, if after conferring, a settlement is not reached within three (3) working days, the dispute may be reduced to writing and proceed to Step 2 in the same manner as outlined herein for the adjustment of an employee complaint.

Step 2. The International Union Representative and the involved Contractor shall meet within seven (7) working days of the referral of a dispute to this second step to arrive at a

satisfactory settlement thereof. Meeting minutes shall be kept by the Contractor. If the parties fail to reach an agreement, the dispute may be appealed in writing in accordance with the provisions of Step 3 within seven (7) calendar days thereafter.

Step 3. (a) If the grievance has been submitted but not adjusted under Step 2, either party may request in writing, within seven (7) calendar days thereafter, that the grievance be submitted to an Arbitrator mutually agreed by them. The Contractor and the involved Union shall attempt mutually to select an arbitrator, but if they are unable to do so, they shall request the American Arbitration Association to provide them with a list of arbitrators from which the Arbitrator shall be selected. The rules of the American Arbitration Association shall govern the conduct of the arbitration hearing. The decision of the Arbitrator shall be final and binding on all parties. The fee and expenses of such Arbitration shall be borne equally by the Contractor and the involved Local Union(s).

(b) Failure of the grieving party to adhere to the time limits established herein shall render the grievance null and void. The time limits established herein may be extended only by written consent of the parties involved at the particular step where the extension is agreed upon. The Arbitrator shall have the authority to make decisions only on issues presented to him or her, and he or she shall not have authority to change, amend, add to or detract from any of the provisions of this Agreement.

D. The Project Contractor and Owner shall be notified of all actions at Steps 2 and 3 and shall, upon their request, be permitted to participate in all proceedings at these steps.

SECTION 7. Jurisdictional Disputes

A. The assignment of work will be solely the responsibility of the Contractor performing the work involved; and such work assignments will be in accordance with the Plan for the

Settlement of Jurisdictional Disputes in the Construction Industry (the "Plan") or any successor Plan.

B. All jurisdictional disputes on this Project, between or among Building and Construction Trades Unions and employers, parties to this Agreement, shall be settled and adjusted according to the present Plan established by the Building and Construction Trades Department or any other plan or method of procedure that may be adopted in the future by the Building and Construction Trades Department. Decisions rendered shall be final, binding and conclusive on the Contractors and Unions parties to this Agreement.

C. All jurisdictional disputes shall be resolved without the occurrence of any strike, work stoppage, or slow-down of any nature, and the Contractor's assignment shall be adhered to until the dispute is resolved. Individuals violating this section shall be subject to immediate discharge.

D. Each Contractor will conduct a pre-job conference with the appropriate Building and Construction Trades Council prior to commencing work. The Project Contractor and the Owner will be advised in advance of all such conferences and may participate if they wish.

SECTION 8. Joint Commitment (Contractor/Union)

A. Utilization of Union apprentices will be maximized consistent with the best interest of the job in compliance with Local Union Agreements. The high level of union apprenticeship training will be maintained to provide the Industry with productive and knowledgeable craftsmen for the long term.

B. Every reasonable and practicable measure, consistent with the protection of human-dignity, will be taken to assure a work place free of alcohol and drugs. The use of liquor, drugs or any other illegal activities at the Project site, including parking lots, is strictly prohibited.

C. Employees will take their breaks only in their immediate work areas.

D. Acknowledging the safety concerns of Owner and its risk management professionals, we assure the Owner that the parties are committed to safe working practices on the project. The parties, drawing upon the comprehensive safety programs and resources developed by the union construction community, will comply with federal, state and local safety regulations. Both contractors and union craftsmen are well trained in safety practices and commit themselves to applying such practices on this job.

E. The Contractors and Unions agree that there will be no lockouts or work stoppages.

(1) The Contractors and Subcontractors shall not cause, incite, encourage or participate in any lockout of employees on the project during the term of this Agreement.

(2) The Union and its members, agents, representatives, and employees shall not allow, incite, encourage, condone or participate in any strike, walkout, slowdown, picketing, sympathy strike or other work stoppage of any nature whatsoever, whether jurisdictional or otherwise, or observe any picket of any nature during the term of this Agreement. Any such action by the Union or its members, agents, representatives or employees shall be considered a violation of this Agreement.

(3) All employees shall continue to work and to perform all their obligations on the project despite the expiration of any local or other collective bargaining agreement. Any future wage or fringe benefit increase, decrease or modification legally negotiated and established by appropriate local collective bargaining agreement of the Local Unions which are signatories to this Agreement shall be paid retroactively to the expiration date of the preceding local Agreement.

(4) Should any unauthorized strike, slowdown, stoppage of work or interference with construction occur, the Union shall take all necessary steps to bring such activity to a prompt resolution.

SECTION 9. Helmets To Hardhats

A. The Contractors and the Unions recognize a desire to facilitate the entry into the building and construction trades of veterans who are interested in careers in the building and construction industry. The Contractors and Unions agree to utilize the Center for Military Recruitment, Assessment and Veterans Employment (hereinafter "Center") and the Center's "Helmets to Hardhats" program to serve as a resource for preliminary orientation, assessment of construction aptitude, referral to apprenticeship programs or hiring halls, counseling and mentoring, support network, employment opportunities and other needs as identified by the parties.

B. The Unions and Contractors agree to coordinate with the Center to create and maintain an integrated database of veterans interested in working on this Project and of apprenticeship and employment opportunities for this Project. To the extent permitted by law, the Unions will give credit to such veterans for bona fide, provable past experience.

SECTION 10. Term of Agreement.

A. This Agreement shall become effective on _____, 20____, and shall remain in full force and effect as long as signatory contractors are working on this project.

B. Any of the undersigned parties shall have the right to terminate this Agreement by notifying all other parties in writing, within at least thirty (30) calendar days from the proposed termination date.

SECTION 11. Notices

The address and telephone number of all of the undersigned shall be on file with Owner's Director of Facility Services at the Highland Building, 1215 Houbolt Road, Joliet, Illinois, 60431, Attention: Patrick VanDuyne. All notices, request and other communications under this Agreement shall be in writing and shall be personally served or sent by certified mail, postage prepaid, return receipt requested, facsimile, or by licensed overnight courier to the appropriate party at the address set forth below or as may otherwise be on file with the Director of Physical Plant as provided herein. Notice shall be deemed given at the time delivered, if personally delivered, at the time indicated on the duly completed postal service return receipt, if delivered, at the time indicated on the duly completed postal service return receipt, if delivered by certified mail, at the time the facsimile is transmitted, if delivered by facsimile, or on the next business day after such notice is sent, if delivered by overnight courier. If a person elects to change their address, they shall do so by notifying the Owner's Director of Facility Services in the manner as provided for herein for the delivery of a notice.

SECTION 12. Miscellaneous Provisions.

A. Assignment. No party may assign its rights hereunder without the prior written consent of the other parties.

B. Entire Agreement. This Agreement contains the entire agreement between the parties with respect to the subject matter hereof and may not be modified, except in writing signed by the parties hereto. Furthermore, the parties hereto specifically agree that all prior agreements, whether written or oral, relating to the subject matter hereof shall be of no further force or effect from and after the date hereof.

C. Non-Partnership. This Agreement shall not create a partnership, joint venture or other joint enterprises between the parties hereto.

D. Severability. If any phrase, clause or provision of this Agreement is declared invalid or unenforceable by a court of competent jurisdiction, such phrase, clause or provisions shall be deemed severed from this Agreement, but will not affect any other provision of this Agreement, which shall otherwise remain in full force and effect. If any restriction or limitation in this Agreement is deemed to be unreasonable, onerous and unduly restrictive by a court of competent jurisdiction, it shall not be stricken in its entirety and held totally void and unenforceable, but shall not be deemed rewritten and shall remain effective to the maximum extent permissible within reasonable bounds.

E. Prevailing Party. The prevailing party or parties in any litigation arising out of or from this Agreement shall be entitled to recover from the non-prevailing party or parties all costs and expenses reasonably incurred litigating such action, including without limitation, reasonable attorneys' and paralegals' fees and court cost.

F. Neutral Reading. It is the intent of the parties that this Agreement be deemed to have been prepared by all of the parties hereto.

G. Waiver. No waiver of any breach or default hereunder shall be considered valid unless in writing and signed by the party given such waiver and no such waiver shall be deemed a waiver of any subsequent breach or default of the same or similar nature.


H. Headings. The section and subsection headings contained herein are for convenience of the parties only and are not intended to define or limit the context of said Sections and subsections.

I. Governing Law; Venue. The validity, construction and interpretation of this Agreement shall be governed by the State of Illinois. The parties hereto irrevocably agree that all actions or proceedings in any way, manner or respect arising out of or from or related to this Agreement shall be litigated only in the Circuit Court Twelfth Judicial Circuit, Will County, Illinois.

J. Counterparts. This Agreement may be executed in two or more counterparts, each of which may be deemed to be an original.

IN WITNESS WHEREOF, the parties have executed this Agreement on the day and year first above written.

SIGNED FOR THE OWNER:



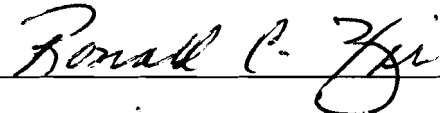
Firm: Joliet Junior College

Title: Director of Facility Services

Date: 4-15-09

Address: 1215 Houbolt Road
Joliet, Illinois 60431

SIGNED FOR THE UNION:




 Building Trades Council

Title: President

Date: 4-15-09

Address: 2082 Oakleaf St.
Joliet IL 60436

SIGNED FOR THE ALLIANCE:



Firm: Three River's Construction Alliance

Title: Co-Chair TRCA

Date: 4/15/09

Address: 2134 Maxim Dr.
Rockdale IL 60436

SIGNED FOR BY THE CONTRACTOR:

Firm: _____

Title: _____

Date: _____

Address: _____



*Skilled Union Craftsmen
Professional Union Contractors*

BLUEPRINT FOR SUCCESS

A Labor-Management Project Agreement

I. Preamble

To accomplish the goals of quality, cost effectiveness and timeliness requires that all participants exhibit a positive attitude intent on success. There must exist amongst all parties a willingness to cooperate fully in devoting themselves to the goals of the project.

This program has no room for adverse relationships, but only a true spirit of cooperation and commitment. It is essential that the work required to construct this project be accomplished in an efficient and economical manner so as to provide productivity, the highest levels of quality, and the total elimination of delays. This commitment will establish new plateaus in labor/management cooperation.

Therefore, Joliet Junior College, Illinois Community College District 525, of Will, Grundy, Kendall, LaSalle, Kankakee, Livingston and Cook, Illinois, (hereinafter referred to as the "Owner"), its subcontractor(s) of whatever tier, the Will & Grundy Counties Building Trades Council, and the THREE RIVERS' CONSTRUCTION ALLIANCE dedicate themselves to the goal that together, in full cooperation, local labor and management will produce a project of excellent quality, as economically as possible, in a safe environment, under favorable working conditions.

II. Introduction

This Agreement is entered into this day of by and between Joliet Junior College (hereinafter called the "Owner"); and (hereinafter called and the "Project Contractor"; and the Will & Grundy Counties Building Trades Council (hereinafter called the "Union"), acting in their own behalf and on behalf of their respective affiliates and members; and the THREE RIVERS CONSTRUCTION ALLIANCE, acting on their own behalf and on behalf of their respective affiliates and members, with respect to all construction projects at Joliet Junior College, which includes the Master Plan and Capital Improvement Plan projects thru located in Will County, Illinois.

It is understood by the parties to this Agreement that other contractors awarded construction work directly or indirectly by the "Owner" will execute this Agreement and become signatory contractors for the purpose of this work.

The intent of the parties to this Agreement is to establish labor and management cooperation between the Project Contractor, all Contractors and Subcontractors performing construction work on this project site, and the appropriate Unions signatory to this Agreement for the express purpose of producing a quality project on schedule and as economically as possible, in a safe environment under favorable working conditions.

III. Scope Of The Agreement

A. This Project Agreement shall apply and is limited to the recognized and accepted historical definition of new construction work under the direction of and performed by the Contractor(s), of whatever tier, which may include the Project Contractor, who have contracts awarded for such work on the Project. Such work shall include site preparation work and dedicated off-site work.

It is agreed that the Project Contractor shall require all Contractors of whatever tier who have been awarded contracts for work covered by this Agreement, to accept and be bound by the terms and conditions of this Project Agreement by executing the Letter of Assent (Attachment A) prior to commencing work. The Project Contractor shall assure compliance with this Agreement by the Contractors. It is further agreed that, where there is a conflict, the terms and conditions of this Project Agreement shall supersede and override terms and conditions of any and all other national, area, or local collective bargaining agreements, except for all work performed under the NTL Articles of Agreement, the National Stack/Chimney Agreement, the National Cooling Tower Agreement, all instrument calibration work and loop checking shall be performed under the terms of the UA/IBEW Joint National Agreement for Instrument and Control Systems Technicians, and the National Agreement of the International Union of Elevator Constructors, with the exception of Article V, VI, and VII of this Project Agreement, which shall apply to such work.

B. Nothing contained herein shall be construed to prohibit, restrict or interfere with the performance of any other operation, work, or function which may occur at the Project site or be associated with the development of the Project.

C. This Agreement shall only be binding on the signatory parties hereto and shall not apply to their parents, affiliates or subsidiaries.

D. The Owner and/or the Project Contractor have the absolute right to select any qualified bidder for the award of contracts on this Project without reference to the existence or non-existence of any agreements between such bidder and any party to this Agreement; provided, however, only that such bidder is willing, ready and able to become a party to and comply with this Project Agreement, should it be designated the successful bidder.

E. It is understood that the Owner, at its sole option, may terminate, delay and/or suspend any or all portions of the Project at any time.

F. It is understood that the liability of any employer and the liability of the separate unions under this Agreement shall be several and not joint. The unions agree that this Agreement does not have the effect of creating any joint employer status between or among the Owner, Contractor(s) or any employer.

IV. Labor-Management Cooperation Committee

The parties to this Agreement hereby reaffirm the necessity for joint cooperation and participation by Labor and Management in interpreting and analyzing the effectiveness of management's application of this Agreement as well as Labor's response and any other matter affecting quality, safety, working conditions and productivity. Therefore, to secure this end, it is hereby agreed that a "Labor-Management Cooperation Committee" will be established composed of three representatives from Labor and three representatives from Management; one representative from Labor and one from Management shall be Co-Chairmen of this Committee.

The Labor-Management Cooperation Committee shall meet a minimum of once each month, at the jobsite, and shall discuss the following: reports concerning any violation, dispute, questions or interpretation of the application of practices arising out of this Agreement; safety; working conditions; absenteeism; labor turnover; availability of qualified journeymen; need for training; and any other matter affecting productivity and efficiency on this project.

In the event a dispute is not resolved by the Labor-Management Cooperation Committee, such matter shall then be settled as outlined by the grievance procedure and/or arbitration provisions contained in Articles VII or VIII of this Agreement. The Labor-Management Cooperation Committee shall not have authority to render a decision involving a jurisdictional dispute.

V. Contractors' Commitment

A. Work assignments will be made in accordance with area practice, consistent with the efficient and economical performance of the work.

B. Before performing work at the job site, the Contractor or Subcontractors of whatever tier actually performing the work will become signatory to the appropriate collective bargaining agreement.

C. The Contractors and Subcontractors shall exercise their management rights. These rights shall include planning, directing, hiring, dismissal, lay-off, transferring, appointing foremen and general foremen and otherwise directing the work force.

D. The Project Contractor agrees that neither it nor any of its contractors or subcontractors will subcontract any work to be done on the Project except to a person, firm or corporation who is or agrees to become party to this Agreement. Any contractor or subcontractor working on the Project shall, as a condition to working on said Project, become signatory to and perform all work under the terms of this Agreement.

VI. Union (Craftsmen) Commitment

A. Qualified and skilled craftsmen will be furnished as required by the Contractor in the fulfillment of its obligations to the Owner.

B. Craftsmen shall be at their place of work at the regular starting time and shall remain at their place of work until quitting time. There shall be no limit on production by Craftsmen nor restrictions on the use of tools or equipment other than that which may be required by safety practice.

C. Where stewards are appointed by respective unions, the steward shall be a qualified craftsman performing the work of his craft who shall exercise no supervisory functions. There shall be no non-working stewards.

VII. Owner Commitment

A. The Owner agrees that during the life of this agreement he shall assign construction work on this project only to contractors who are signatory to this agreement and applicable local collective bargaining agreements.

VIII. Disputes & Grievances

A. This Agreement is intended to provide close cooperation between management and labor. Each of the Unions will assign a representative to this Project for the purpose of completing the construction of the Project economically, efficiently, continuously, and without interruptions, delays, or work stoppages.

B. The Contractors, Unions, and the employees, collectively and individually, realize the importance to all parties to maintain continuous and uninterrupted performance of the work of the Project, and agree to resolve disputes in accordance with the grievance-arbitration provisions set forth in this Article.

C. Any question or dispute arising out of and during the term of this Project Agreement (other than grievances not covered by a local Collective Bargaining Agreement or trade jurisdictional disputes) shall be considered a grievance and subject to resolution under the following procedures:

Step 1. (a) When any employee subject to the provisions of this Agreement feels he or she is aggrieved by a violation of this Agreement, he or she, through his or her local union business representative or job steward, shall, within five (5) working days after the occurrence of the violation, give notice to the work-site representative of the involved Contractor stating the provision(s) alleged to have been violated. The business representative of the local union or the job steward and the work-site representative of the involved Contractor and the Project Contractor shall meet and endeavor to adjust the matter within three (3) working days after timely notice has been given. The representative of the Contractor shall keep the meeting minutes and shall respond to the Union representative in writing (copying the Project Contractor) at the conclusion of the meeting but not later than twenty-four (24) hours thereafter. If they fail to resolve the matter within the prescribed period, the grieving party may, within forty-eight (48) hours thereafter, pursue Step 2 of the Grievance Procedure, provided the grievance is reduced to writing, setting forth the relevant information concerning the alleged grievance, including a short description thereof, the date on which the grievance occurred, and the provision(s) of the Agreement alleged to have been violated.

(b) Should the Local Union(s) or the Project Contractor or any Contractor have a dispute with the other party and, if after conferring, a settlement is not reached within three (3) working days, the dispute may be reduced to writing and proceed to Step 2 in the same manner as outlined herein for the adjustment of an employee complaint.

Step 2. The International Union Representative and the involved Contractor shall meet within seven (7) working days of the referral of a dispute to this second step to arrive at a satisfactory settlement thereof. Meeting minutes shall be kept by the Contractor. If the parties fail to reach an agreement, the dispute may be appealed in writing in accordance with the provisions of Step 3 within seven (7) calendar days thereafter.

Step 3. (a) If the grievance has been submitted but not adjusted under Step 2, either party may request in writing, within seven (7) calendar days thereafter, that the grievance be submitted to an Arbitrator mutually agreed upon by them. The Contractor and the involved Union shall attempt mutually to select an arbitrator, but if they are unable to do so, they shall request the American Arbitration Association to provide them with a list of arbitrators from which the Arbitrator shall be selected. The rules of the American Arbitration Association shall govern the conduct of the arbitration hearing. The decision of the Arbitrator shall be final and binding on all parties. The fee and expenses of such Arbitration shall be borne equally by the Contractor and the involved Local Union(s).

(b) Failure of the grieving party to adhere to the time limits established herein shall render the grievance null and void. The time limits established herein may be extended only by written consent of the parties involved at the particular step where the extension is agreed upon. The Arbitrator shall have the authority to make decisions only on issues presented to him or her, and he or she shall not have authority to change, amend, add to or detract from any of the provisions of this Agreement.

D. The Project Contractor and Owner shall be notified of all actions at Steps 2 and 3 and shall, upon their request, be permitted to participate in all proceedings at these steps.

IX. Jurisdictional Disputes

A. The assignment of work will be solely the responsibility of the Contractor performing the work involved; and such work assignments will be in accordance with the Plan for the Settlement of Jurisdictional Disputes in the Construction Industry (the "Plan") or any successor Plan.

B. All jurisdictional disputes on this Project, between or among Building and Construction Trades Unions and employers, parties to this Agreement, shall be settled and adjusted according to the present Plan established by the Building and Construction Trades Department or any other plan or method of procedure that may be

adopted in the future by the Building and Construction Trades Department. Decisions rendered shall be final, binding and conclusive on the Contractors and Unions parties to this Agreement.

C. All jurisdictional disputes shall be resolved without the occurrence of any strike, work stoppage, or slow-down of any nature, and the Contractor's assignment shall be adhered to until the dispute is resolved. Individuals violating this section shall be subject to immediate discharge.

D. Each Contractor will conduct a pre-job conference with the appropriate Building and Construction Trades Council prior to commencing work. The Project Contractor and the Owner will be advised in advance of all such conferences and may participate if they wish.

X. Joint Commitment (Contractor/Union)

A. Utilization of Union apprentices will be maximized consistent with the best interest of the job in compliance with Local Union Agreements. The high level of union apprenticeship training will be maintained to provide the Industry with productive and knowledgeable craftsmen for the long term.

B. Every reasonable and practicable measure, consistent with the protection of human dignity, will be taken to assure a work place free of alcohol and drugs. The use of liquor, drugs or any other illegal activities at the Project site, including parking lots, is strictly prohibited.

C. Employees will take their breaks only in their immediate work areas.

D. Acknowledging the safety concerns of today's construction Owner and its risk management professionals, we assure the Owner that the parties are committed to safe working practices on the project. The parties, drawing upon the comprehensive safety programs and resources developed by the Union construction community, will comply with federal, state, and local safety regulations. Both contractors and union craftsmen are well trained in safety practices and commit themselves to applying such practices on this job.

E. The Contractors and Unions agree that there will be no lockouts or work stoppages.

(1) The Contractors and Subcontractors shall not cause, incite, encourage or participate in any lockout of employees on the project during the term of this Agreement.

(2) The Union and its members, agents, representatives, and employees shall not allow, incite, encourage, condone or participate in any strike, walkout, slowdown, picketing, sympathy strike or other work stoppage of any nature whatsoever, whether jurisdictional or otherwise, or observe any picket of any nature during the term of this Agreement. Any such action by the Union or its members, agents, representatives or employees shall constitute a violation of this Agreement.

(3) All employees shall continue to work and to perform all their obligations on the project despite the expiration of any local or other collective bargaining agreement. Any future wage or fringe benefit increase, decrease or modification legally negotiated and established by appropriate local collective bargaining agreements of the Local Unions which are signatories to this Agreement shall be paid retroactively to the expiration of the preceding local Agreement.

(4) Should any unauthorized strike, slowdown, stoppage of work or interference with construction occur, the Union shall take all necessary steps to bring such activity to a prompt resolution.

XI. Helmets To Hardhats

A. The Employers and the Unions recognize a desire to facilitate the entry into the building and construction trades of veterans who are interested in careers in the building and construction industry. The Employers and Unions agree to utilize the Center for Military Recruitment, Assessment and Veterans Employment (hereinafter "Center") and the Center's "Helmets to Hardhats" program to serve as a resource for preliminary orientation, assessment of construction aptitude, referral to apprenticeship programs or hiring halls, counseling and mentoring, support network, employment opportunities and other needs as identified by the parties.

B. The Unions and Employers agree to coordinate with the Center to create and maintain an integrated database of veterans interested in working on this Project and of apprenticeship and employment opportunities for this Project. To the extent permitted by law, the Unions will give credit to such veterans for bona fide, provable past experience.

XII. Term of Agreement

A. This Agreement shall become effective on April 15, 2009, and shall remain in full force and effect as long as signatory contractors are working on this project.

B. Either party shall have the right to terminate this Agreement by notifying all other parties, in writing, within at least thirty (30) calendar days from the proposed termination date.

FOR THE OWNER:


JOLIET JUNIOR COLLEGE

TITLE: President

DATE: 4-15-09

FOR THE PROJECT CONTRACTOR:

TITLE: _____

DATE: _____

FOR THE ALLIANCE:


THREE RIVERS CONSTRUCTION

TITLE: Co-Chair TRCA

DATE: 4/15/09

FOR THE BUILDING TRADES:


WILL & GRUNDY BUILDING TRADES

TITLE: Presid.

DATE: 4-15-09



*Skilled Union Craftsmen
Professional Union Contractors*

BLUEPRINT FOR SUCCESS

A Labor-Management Project Agreement

Addendum To TRCA/JJC Project Labor Agreement Dated 4-15-09

1. It is agreed by all parties that while the College has completed their Master Plan projects, the parties to the Agreement wish to continue on with the 'Blueprint for Success, A Labor-Management Project Agreement' signed on April 15, 2009. The conditions of the existing Agreement shall remain in effect thru April 2018 until such time as both parties have the opportunity to evaluate current and future construction projects at the College as explained in Article XII of the Agreement.
2. The pre-job conferences called for in Article IX Section D will apply to all bids with a gross value in excess of \$25,000.00. Bids less than the stated \$25,000.00 will be exempt from the pre-job conference but the OWNER agrees to notify TRCA of any such bid lettings in a timely manner.
3. This Agreement covers all new construction and improvement projects but is not intended to nor will it interfere with the OWNER's right to perform general routine maintenance on their facilities.

FOR THE OWNER:

Judy Mitchell
Joliet Junior College

Judy Mitchell, EdD
Printed Name

TITLE: *VP Administrative Svcs*

DATE: *3-9-15*

FOR THE BUILDING TRADES

Don Gregory
Will & Grundy Counties Building Trades Council

Don Gregory
Printed Name

TITLE: *President*

DATE: *3-9-15*

FOR THE ALLIANCE:

Thomas A. White
T.R.C.A.

Thomas A. White
Printed Name

TITLE: *Executive Director*

DATE: *3-9-15*

Will County Prevailing Wage Rates posted on 8/15/2025

						Overtime										
Trade Title	Rg	Type	C	Base	Foreman	M-F	Sa	Su	Hol	H/W	Pension	Vac	Trng	Other Ins	Add OT 1.5x owed	Add OT 2.0x owed
ASBESTOS ABT-GEN	All	ALL		51.40	52.40	1.5	1.5	2.0	2.0	18.32	17.71	0.00	0.91	0.00	0.00	0.00
ASBESTOS ABT-MEC	All	BLD		42.02	45.38	1.5	1.5	2.0	2.0	16.44	16.64	0.00	0.92		3.37	6.73
BOILERMAKER	All	BLD		58.91	64.21	2.0	2.0	2.0	2.0	7.07	27.02	0.00	3.69	2.31	0.00	39.30
BRICK MASON	All	BLD		53.06	58.37	1.5	1.5	2.0	2.0	12.95	26.26	0.00	1.57	0.00	4.23	8.45
CARPENTER	All	ALL		56.71	62.38	2.0	2.0	2.0	2.0	13.64	30.98	1.77	1.04		0.00	0.00
CEMENT MASON	All	ALL		48.85	50.85	2.0	1.5	2.0	2.0	13.37	33.80	0.00	0.80	0.00	0.00	0.00
CERAMIC TILE FINISHER	All	BLD		49.09	49.09	1.5	1.5	2.0	2.0	13.25	17.61	0.00	1.37	0.00	5.57	11.14
CERAMIC TILE LAYER	All	BLD		57.04	62.04	1.5	1.5	2.0	2.0	13.25	21.60	0.00	1.50	0.00	7.63	15.26
COMMUNICATION TECHNICIAN	All	BLD		46.00	50.60	1.5	1.5	2.0	2.0	17.54	18.15	0.00	0.75	2.37	0.00	0.00
ELECTRIC PWR EQMT OP	All	ALL		64.58	70.87	1.5	1.5	2.0	2.0	12.99	22.45	0.00	3.66	0.00	0.00	0.00
ELECTRIC PWR GRNDMAN	All	ALL		50.37	70.87	1.5	1.5	2.0	2.0	10.13	17.51	0.00	2.85	0.00	0.00	0.00
ELECTRIC PWR LINEMAN	All	ALL		64.58	70.87	1.5	1.5	2.0	2.0	12.99	22.45	0.00	3.66	0.00	0.00	0.00
ELECTRICIAN	All	BLD		56.00	61.04	1.5	1.5	2.0	2.0	18.13	22.93	0.00	1.35	5.40	0.00	0.00
ELEVATOR CONSTRUCTOR	All	BLD		70.68	79.52	2.0	2.0	2.0	2.0	16.28	21.36	5.65	0.80		0.00	0.00
GLAZIER	All	BLD		53.55	55.05	1.5	2.0	2.0	2.0	16.04	26.64	0.00	2.30	0.00	0.00	0.00
HEAT/FROST INSULATOR	All	BLD		56.02	59.38	1.5	1.5	2.0	2.0	16.44	19.88	0.00	0.92		4.99	9.97
IRON WORKER	All	ALL		52.00	57.20	2.0	2.0	2.0	2.0	14.61	30.95	0.00	1.10		0.00	0.00
LABORER	All	ALL		51.40	52.15	1.5	1.5	2.0	2.0	18.32	17.71	0.00	0.91	0.00	0.00	0.00
LATHER	All	ALL		56.71	62.38	2.0	2.0	2.0	2.0	13.64	30.98	1.77	1.04		0.00	0.00
MACHINIST	All	BLD		60.39	64.39	1.5	1.5	2.0	2.0	11.43	9.95	1.85	1.47	0.00	0.00	0.00
MARBLE FINISHER	All	ALL		40.21	54.60	1.5	1.5	2.0	2.0	12.95	23.81	0.00	0.98	0.00	3.00	6.00
MARBLE SETTER	All	BLD		52.00	57.20	1.5	1.5	2.0	2.0	12.95	25.57	0.00	1.25	0.00	3.88	7.76
MATERIAL TESTER I	All	ALL		41.40		1.5	1.5	2.0	2.0	18.32	17.71	0.00	0.91	0.00	0.00	0.00
MATERIALS TESTER II	All	ALL		46.40		1.5	1.5	2.0	2.0	18.32	17.71	0.00	0.91	0.00	0.00	0.00
MILLWRIGHT	All	ALL		56.71	62.38	2.0	2.0	2.0	2.0	13.64	30.98	1.77	1.04		0.00	0.00
OPERATING ENGINEER	All	BLD	1	64.80	68.80	2.0	2.0	2.0	2.0	24.70	21.55	2.00	2.75		0.00	0.00

Will County Prevailing Wage Rates posted on 8/15/2025

OPERATING ENGINEER	All	BLD	2	63.50	68.80	2.0	2.0	2.0	2.0	24.70	21.55	2.00	2.75	0.00	0.00	0.00
OPERATING ENGINEER	All	BLD	3	60.95	68.80	2.0	2.0	2.0	2.0	24.70	21.55	2.00	2.75		0.00	0.00
OPERATING ENGINEER	All	BLD	4	59.20	68.80	2.0	2.0	2.0	2.0	24.70	21.55	2.00	2.75		0.00	0.00
OPERATING ENGINEER	All	BLD	5	68.55	68.80	2.0	2.0	2.0	2.0	24.70	21.55	2.00	2.75		0.00	0.00
OPERATING ENGINEER	All	BLD	6	65.80	68.80	2.0	2.0	2.0	2.0	24.70	21.55	2.00	2.75		0.00	0.00
OPERATING ENGINEER	All	BLD	7	67.80	68.80	2.0	2.0	2.0	2.0	24.70	21.55	2.00	2.75		0.00	0.00
OPERATING ENGINEER	All	FLT	1	73.95	73.95	1.5	1.5	2.0	2.0	24.70	21.55	2.00	2.75		0.00	0.00
OPERATING ENGINEER	All	FLT	2	72.45	73.95	1.5	1.5	2.0	2.0	24.70	21.55	2.00	2.75		0.00	0.00
OPERATING ENGINEER	All	FLT	3	67.95	73.95	1.5	1.5	2.0	2.0	24.70	21.55	2.00	2.75		0.00	0.00
OPERATING ENGINEER	All	FLT	4	63.45	73.95	1.5	1.5	2.0	2.0	24.70	21.55	2.00	2.75		0.00	0.00
OPERATING ENGINEER	All	FLT	5	75.45	73.95	1.5	1.5	2.0	2.0	24.70	21.55	2.00	2.75		0.00	0.00
OPERATING ENGINEER	All	FLT	6	63.45	73.95	1.5	1.5	2.0	2.0	24.70	21.55	2.00	2.75		0.00	0.00
OPERATING ENGINEER	All	HWY	1	63.00	67.00	1.5	1.5	2.0	2.0	24.70	21.55	2.00	2.75		0.00	0.00
OPERATING ENGINEER	All	HWY	2	62.45	67.00	1.5	1.5	2.0	2.0	24.70	21.55	2.00	2.75		0.00	0.00
OPERATING ENGINEER	All	HWY	3	60.40	67.00	1.5	1.5	2.0	2.0	24.70	21.55	2.00	2.75		0.00	0.00
OPERATING ENGINEER	All	HWY	4	59.00	67.00	1.5	1.5	2.0	2.0	24.70	21.55	2.00	2.75		0.00	0.00
OPERATING ENGINEER	All	HWY	5	57.80	67.00	1.5	1.5	2.0	2.0	24.70	21.55	2.00	2.75		0.00	0.00
OPERATING ENGINEER	All	HWY	6	66.00	67.00	1.5	1.5	2.0	2.0	24.70	21.55	2.00	2.75		0.00	0.00
OPERATING ENGINEER	All	HWY	7	64.00	67.00	1.5	1.5	2.0	2.0	24.70	21.55	2.00	2.75		0.00	0.00
PAINTER	All	ALL		54.30	61.09	1.5	1.5	1.5	2.0	16.26	17.59	0.00	1.86	0.00	0.00	0.00
PAINTER - SIGNS	All	BLD		46.76	52.53	1.5	1.5	2.0	2.0	8.20	16.81	0.00	0.00	0.00	0.00	0.00
PILEDRIIVER	All	ALL		56.71	62.38	2.0	2.0	2.0	2.0	13.64	30.98	1.77	1.04		0.00	0.00
PIPEFITTER	All	BLD		58.50	61.50	1.5	1.5	2.0	2.0	15.15	22.85	0.00	3.12	0.00	0.00	0.00
PLASTERER	All	BLD		51.10	54.17	1.5	1.5	2.0	2.0	18.43	22.10	0.00	1.25	0.00	0.00	0.00
PLUMBER	All	BLD		60.50	64.15	1.5	1.5	2.0	2.0	19.10	17.94	0.00	1.98		0.00	0.00
ROOFER	All	BLD		52.00	57.00	1.5	1.5	2.0	2.0	12.20	17.59	0.00	1.14	0.00	0.00	0.00
SHEETMETAL WORKER	All	BLD		58.83	63.54	1.5	1.5	2.0	2.0	17.16	19.90	0.00	1.79	2.62	0.00	0.00
SPRINKLER FITTER	All	BLD		63.25	66.00	1.5	1.5	2.0	2.0	15.45	19.90	0.00	1.15	0.00	0.00	0.00
STONE MASON	All	BLD		53.06	58.37	1.5	1.5	2.0	2.0	12.95	26.26	0.00	1.57	0.00	4.23	8.45
SURVEY WORKER	All	BLD		58.45	59.45	1.5	1.5	2.0	2.0	19.10	14.40	0.00	1.59		0.00	0.00

Will County Prevailing Wage Rates posted on 8/15/2025

SURVEY WORKER	All	HWY		58.45	59.45	1.5	1.5	2.0	2.0	19.10	14.40	0.00	1.59		0.00	0.00
TERRAZZO FINISHER	All	BLD		51.44	51.44	1.5	1.5	2.0	2.0	13.25	18.87	0.00	1.41	0.00	4.45	8.89
TERRAZZO MECHANIC	All	BLD		55.35	58.85	1.5	1.5	2.0	2.0	13.25	20.26	0.00	1.46	0.00	4.70	9.39
TRAFFIC SAFETY WORKER I	All	HWY		43.40	45.40	1.5	1.5	2.0	2.0	10.08	10.08	0.00	1.05	0.00	0.00	0.00
TRAFFIC SAFETY WORKER II	ALL	HWY		44.40	46.40	1.5	1.5	2.0	2.0	10.08	10.08	0.00	1.05	0.00	0.00	0.00
TRUCK DRIVER	All	ALL	1	47.95	48.50	1.5	1.5	2.0	2.0	12.15	14.31	0.00	0.35	0.00	0.00	0.00
TRUCK DRIVER	All	ALL	2	48.10	48.50	1.5	1.5	2.0	2.0	12.15	14.31	0.00	0.35		0.00	0.00
TRUCK DRIVER	All	ALL	3	48.30	48.50	1.5	1.5	2.0	2.0	12.15	14.31	0.00	0.35	0.00	0.00	0.00
TRUCK DRIVER	All	ALL	4	48.50	48.50	1.5	1.5	2.0	2.0	12.15	14.31	0.00	0.35	0.00	0.00	0.00
TUCK POINTER	All	BLD		52.53	53.53	1.5	1.5	2.0	2.0	11.05	23.16	0.00	1.46	0.00	0.00	0.00

Legend

Rg Region

Type Trade Type - All,Highway,Building,Floating,Oil & Chip,Rivers

C Class

Base Base Wage Rate

OT M-F Unless otherwise noted, OT pay is required for any hour greater than 8 worked each day, Mon through Fri. The number listed is the multiple of the base wage.

OT Sa Overtime pay required for every hour worked on Saturdays

OT Su Overtime pay required for every hour worked on Sundays

OT Hol Overtime pay required for every hour worked on Holidays

H/W Health/Welfare benefit

Vac Vacation

Trng Training

Other Ins Employer hourly cost for any other type(s) of insurance provided for benefit of worker.

Explanations WILL COUNTY

The following list is considered as those days for which holiday rates of wages for work performed apply: New Years Day, Memorial Day, Fourth of July, Labor Day, Thanksgiving Day, Christmas Day and Veterans Day in some classifications/counties. Generally, any of these holidays which fall on a Sunday is celebrated on the following Monday. This then makes work performed on that Monday payable at the appropriate overtime rate for holiday pay. Common practice in a given local may alter certain days of celebration. If in doubt, please check with IDOL.

EXPLANATION OF CLASSES

ASBESTOS - GENERAL - removal of asbestos material/mold and hazardous materials from any place in a building, including

Will County Prevailing Wage Rates posted on 8/15/2025

mechanical systems where those mechanical systems are to be removed. This includes the removal of asbestos materials/mold and hazardous materials from ductwork or pipes in a building when the building is to be demolished at the time or at some close future date.

ASBESTOS - MECHANICAL - removal of asbestos material from mechanical systems, such as pipes, ducts, and boilers, where the mechanical systems are to remain.

CERAMIC TILE FINISHER

The grouting, cleaning, and polishing of all classes of tile, whether for interior or exterior purposes, all burned, glazed or unglazed products; all composition materials, granite tiles, warning detectable tiles, cement tiles, epoxy composite materials, pavers, glass, mosaics, fiberglass, and all substitute materials, for tile made in tile-like units; all mixtures in tile like form of cement, metals, and other materials that are for and intended for use as a finished floor surface, stair treads, promenade roofs, walks, walls, ceilings, swimming pools, and all other places where tile is to form a finished interior or exterior. The mixing of all setting mortars including but not limited to thin-set mortars, epoxies, wall mud, and any other sand and cement mixtures or adhesives when used in the preparation, installation, repair, or maintenance of tile and/or similar materials. The handling and unloading of all sand, cement, lime, tile, fixtures, equipment, adhesives, or any other materials to be used in the preparation, installation, repair, or maintenance of tile and/or similar materials. Ceramic Tile Finishers shall fill all joints and voids regardless of method on all tile work, particularly and especially after installation of said tile work. Application of any and all protective coverings to all types of tile installations including, but not be limited to, all soap compounds, paper products, tapes, and all polyethylene coverings, plywood, masonite, cardboard, and any new type of products that may be used to protect tile installations, Blastrac equipment, and all floor scarifying equipment used in preparing floors to receive tile. The clean up and removal of all waste and materials. All demolition of existing tile floors and walls to be re-tiled.

COMMUNICATIONS TECHNICIAN

Installation, operation, inspection, maintenance, repair and service of radio, television, recording, voice, sound and vision production and reproduction, telephone and telephone interconnect, facsimile, equipment and appliances used for domestic, commercial, educational and entertainment purposes, pulling of wire through conduit but not the installation of conduit.

MARBLE FINISHER

Loading and unloading trucks, distribution of all materials (all stone, sand, etc.), stocking of floors with material, performing all rigging for heavy work, the handling of all material that may be needed for the installation of such materials, building of scaffolding, polishing if needed, patching, waxing of material if damaged, pointing up, caulking, grouting and cleaning of marble, holding water on diamond or Carborundum blade or saw for setters cutting, use of tub saw or any other saw needed for preparation of material, drilling of holes for wires that anchor material set by setters, mixing up of molding plaster for installation of material, mixing up thin set for the installation of material, mixing up of sand to cement for the installation of material and such other work as may be required in helping a Marble Setter in the handling of all material in the erection or installation of interior marble, slate, travertine, art marble, serpentine, alberene stone, blue stone, granite and other stones (meaning as to stone any foreign or domestic materials as are specified and used in building interiors and exteriors and customarily known as stone in the trade), carrara, sanionyx, vitrolite and similar opaque glass and the laying of all marble tile, terrazzo tile, slate tile and precast

Will County Prevailing Wage Rates posted on 8/15/2025

tile, steps, risers treads, base, or any other materials that may be used as substitutes for any of the aforementioned materials and which are used on interior and exterior which are installed in a similar manner.

MATERIAL TESTER I: Hand coring and drilling for testing of materials; field inspection of uncured concrete and asphalt.

MATERIAL TESTER II: Field inspection of welds, structural steel, fireproofing, masonry, soil, facade, reinforcing steel, formwork, cured concrete, and concrete and asphalt batch plants; adjusting proportions of bituminous mixtures.

OPERATING ENGINEER - BUILDING

Class 1. Asphalt Plant; Asphalt Spreader; Autograde; Backhoes with Caisson Attachment; Batch Plant; Benoto (requires Two Engineers); Boiler and Throttle Valve; Caisson Rigs; Central Redi-Mix Plant; Combination Back Hoe Front End-loader Machine; Compressor and Throttle Valve; Concrete Breaker (Truck Mounted); Concrete Conveyor; Concrete Conveyor (Truck Mounted); Concrete Paver Over 27E cu. ft; Concrete Paver 27E cu. ft. and Under; Concrete Placer; Concrete Placing Boom; Concrete Pump (Truck Mounted); Concrete Tower; Cranes, All; Cranes, Hammerhead; Cranes, (GCI and similar Type); Creter Crane; Spider Crane; Crusher, Stone, etc.; Derricks, All; Derricks, Traveling; Formless Curb and Gutter Machine; Grader, Elevating; Grouting Machines; Heavy Duty Self-Propelled Transporter or Prime Mover; Highlift Shovels or Front Endloader 2-1/4 yd. and over; Hoists, Elevators, outside type rack and pinion and similar machines; Hoists, One, Two and Three Drum; Hoists, Two Tugger One Floor; Hydraulic Backhoes; Hydraulic Boom Trucks; Hydro Vac (and similar equipment); Locomotives, All; Motor Patrol; Lubrication Technician; Manipulators; Pile Drivers and Skid Rig; Post Hole Digger; Pre-Stress Machine; Pump Cretes Dual Ram; Pump Cretes: Squeeze Cretes-Screw Type Pumps; Gypsum Bulker and Pump; Raised and Blind Hole Drill; Roto Mill Grinder; Scoops - Tractor Drawn; Slip-Form Paver; Straddle Buggies; Operation of Tie Back Machine; Tournapull; Tractor with Boom and Side Boom; Trenching Machines.

Class 2. Boilers; Broom, All Power Propelled; Bulldozers; Concrete Mixer (Two Bag and Over); Conveyor, Portable; Forklift Trucks; Highlift Shovels or Front Endloaders under 2-1/4 yd.; Hoists, Automatic; Hoists, Inside Elevators; Hoists, Sewer Dragging Machine; Hoists, Tugger Single Drum; Laser Screed; Rock Drill (Self-Propelled); Rock Drill (Truck Mounted); Rollers, All; Steam Generators; Tractors, All; Tractor Drawn Vibratory Roller; Winch Trucks with "A" Frame.

Class 3. Air Compressor; Combination Small Equipment Operator; Generators; Heaters, Mechanical; Hoists, Inside Elevators (remodeling or renovation work); Hydraulic Power Units (Pile Driving, Extracting, and Drilling); Pumps, over 3" (1 to 3 not to exceed a total of 300 ft.); Low Boys; Pumps, Well Points; Welding Machines (2 through 5); Winches, 4 Small Electric Drill Winches.

Class 4. Bobcats and/or other Skid Steer Loaders; Oilers; and Brick Forklift.

Class 5. Assistant Craft Foreman.

Class 6. Gradall.

Class 7. Mechanics; Welders.

OPERATING ENGINEERS - HIGHWAY CONSTRUCTION

Will County Prevailing Wage Rates posted on 8/15/2025

Class 1. Asphalt Plant; Asphalt Heater and Planer Combination; Asphalt Heater Scarfire; Asphalt Spreader; Autograder/GOMACO or other similar type machines; ABG Paver; Backhoes with Caisson Attachment; Ballast Regulator; Belt Loader; Caisson Rigs; Car Dumper; Central Redi-Mix Plant; Combination Backhoe Front Endloader Machine, (1 cu. yd. Backhoe Bucket or over or with attachments); Concrete Breaker (Truck Mounted); Concrete Conveyor; Concrete Paver over 27E cu. ft.; Concrete Placer; Concrete Tube Float; Cranes, all attachments; Cranes, Tower Cranes of all types: Creter Crane; Spider Crane; Crusher, Stone, etc.; Derricks, All; Derrick Boats; Derricks, Traveling; Dredges; Elevators, Outside type Rack & Pinion and Similar Machines; Formless Curb and Gutter Machine; Grader, Elevating; Grader, Motor Grader, Motor Patrol, Auto Patrol, Form Grader, Pull Grader, Subgrader; Guard Rail Post Driver Truck Mounted; Hoists, One, Two and Three Drum; Heavy Duty Self-Propelled Transporter or Prime Mover; Hydraulic Backhoes; Backhoes with shear attachments up to 40' of boom reach; Lubrication Technician; Manipulators; Mucking Machine; Pile Drivers and Skid Rig; Pre-Stress Machine; Pump Cretes Dual Ram; Rock Drill - Crawler or Skid Rig; Rock Drill - Truck Mounted; Rock/Track Tamper; Roto Mill Grinder; Slip-Form Paver; Snow Melters; Soil Test Drill Rig (Truck Mounted); Straddle Buggies; Hydraulic Telescoping Form (Tunnel); Operation of Tieback Machine; Tractor Drawn Belt Loader; Tractor Drawn Belt Loader (with attached pusher - two engineers); Tractor with Boom; Tractaire with Attachments; Traffic Barrier Transfer Machine; Trenching; Truck Mounted Concrete Pump with Boom; Raised or Blind Hole Drills (Tunnel Shaft); Underground Boring and/or Mining Machines 5 ft. in diameter and over tunnel, etc; Underground Boring and/or Mining Machines under 5 ft. in diameter; Wheel Excavator; Widener (APSCO).

Class 2. Batch Plant; Bituminous Mixer; Boiler and Throttle Valve; Bulldozers; Car Loader Trailing Conveyors; Combination Backhoe Front Endloader Machine (Less than 1 cu. yd. Backhoe Bucket or over or with attachments); Compressor and Throttle Valve; Compressor, Common Receiver (3); Concrete Breaker or Hydro Hammer; Concrete Grinding Machine; Concrete Mixer or Paver 7S Series to and including 27 cu. ft.; Concrete Spreader; Concrete Curing Machine, Burlap Machine, Belting Machine and Sealing Machine; Concrete Wheel Saw; Conveyor Muck Cars (Haglund or Similar Type); Drills, All; Finishing Machine - Concrete; Highlift Shovels or Front Endloader; Hoist - Sewer Dragging Machine; Hydraulic Boom Trucks (All Attachments); Hydro-Blaster; Hydro Excavating (excluding hose work); Laser Screed; All Locomotives, Dinky; Off-Road Hauling Units (including articulating) Non Self-Loading Ejection Dump; Pump Cretes: Squeeze Cretes - Screw Type Pumps, Gypsum Bulker and Pump; Roller, Asphalt; Rotary Snow Plows; Rototiller, Seaman, etc., self-propelled; Self-Propelled Compactor; Spreader - Chip - Stone, etc.; Scraper - Single/Twin Engine/Push and Pull; Scraper - Prime Mover in Tandem (Regardless of Size); Tractors pulling attachments, Sheeps Foot, Disc, Compactor, etc.; Tug Boats.

Class 3. Boilers; Brooms, All Power Propelled; Cement Supply Tender; Compressor, Common Receiver (2); Concrete Mixer (Two Bag and Over); Conveyor, Portable; Farm-Type Tractors Used for Mowing, Seeding, etc.; Forklift Trucks; Grouting Machine; Hoists, Automatic; Hoists, All Elevators; Hoists, Tugger Single Drum; Jeep Diggers; Low Boys; Pipe Jacking Machines; Post-Hole Digger; Power Saw, Concrete Power Driven; Pug Mills; Rollers, other than Asphalt; Seed and Straw Blower; Steam Generators; Stump Machine; Winch Trucks with "A" Frame; Work Boats; Tamper-Form-Motor Driven.

Class 4. Air Compressor; Combination - Small Equipment Operator; Directional Boring Machine; Generators; Heaters, Mechanical; Hydraulic Power Unit (Pile Driving, Extracting, or Drilling); Light Plants, All (1 through 5); Pumps, over 3" (1 to 3 not to exceed a total of 300 ft.); Pumps, Well Points; Vacuum Trucks (excluding hose work); Welding Machines (2 through 5); Winches, 4 Small Electric Drill Winches.

Class 5. SkidSteer Loader (all); Brick Forklifts; Oilers.

Will County Prevailing Wage Rates posted on 8/15/2025

Class 6. Field Mechanics and Field Welders

Class 7. Dowell Machine with Air Compressor; Gradall and machines of like nature.

OPERATING ENGINEER - FLOATING

Class 1. Craft Foreman; Master Mechanic; Diver/Wet Tender; Engineer; Engineer (Hydraulic Dredge).

Class 2. Crane/Backhoe Operator; Boat Operator with towing endorsement; Mechanic/Welder; Assistant Engineer (Hydraulic Dredge); Leverman (Hydraulic Dredge); Diver Tender.

Class 3. Deck Equipment Operator, Machineryman, Maintenance of Crane (over 50 ton capacity) or Backhoe (115,000 lbs. or more); Tug/Launch Operator; Loader/Dozer and like equipment on Barge, Breakwater Wall, Slip/Dock, or Scow, Deck Machinery, etc.

Class 4. Deck Equipment Operator, Machineryman/Fireman (4 Equipment Units or More); Off Road Trucks; Deck Hand, Tug Engineer, Crane Maintenance (50 Ton Capacity and Under) or Backhoe Weighing (115,000 pounds or less); Assistant Tug Operator.

Class 5. Friction or Lattice Boom Cranes.

Class 6. ROV Pilot, ROV Tender

SURVEY WORKER

Operates survey equipment (such as levels, transits, data collectors, GPS and robotic total stations) for the purpose of performing construction layout and/or grade checking.

SURVEY FOREMAN

Operates survey equipment (such as levels, transits, data collectors, GPS and robotic total stations) for the purpose of performing construction layout and/or grade checking; oversees survey crew operations; and/or coordinates work of survey crews.

TRAFFIC SAFETY Worker I

Traffic Safety Worker I - work associated with the delivery, installation, pick-up and servicing of safety devices during periods of roadway construction, including such work as set-up and maintenance of barricades, barrier wall reflectors, drums, cones, delineators, signs, crash attenuators, glare screen and other such items, and the layout and application or removal of conflicting and/or temporary roadway markings utilized to control traffic in construction zones, as well as flagging for these operations.

TRAFFIC SAFETY WORKER II

Work associated with the installation and removal of permanent pavement markings and/or pavement markers including both installations performed by hand and installations performed by truck.

Will County Prevailing Wage Rates posted on 8/15/2025

TRUCK DRIVER - BUILDING, HEAVY AND HIGHWAY CONSTRUCTION

Class 1. Two or three Axle Trucks. A-frame Truck when used for transportation purposes; Air Compressors and Welding Machines, including those pulled by cars, pick-up trucks and tractors; Ambulances; Batch Gate Lockers; Batch Hopperman; Car and Truck Washers; Carry-alls; Fork Lifts and Hoisters; Helpers; Mechanics Helpers and Greasers; Oil Distributors 2-man operation; Pavement Breakers; Pole Trailer, up to 40 feet; Power Mower Tractors; Self-propelled Chip Spreader; Skipman; Slurry Trucks, 2-man operation; Slurry Truck Conveyor Operation, 2 or 3 man; Teamsters; Unskilled Dumpman; and Truck Drivers hauling warning lights, barricades, and portable toilets on the job site.

Class 2. Four axle trucks; Dump Crets and Adgetors under 7 yards; Dumpsters, Track Trucks, Euclids, Hug Bottom Dump Turnapulls or Turnatrailers when pulling other than self-loading equipment or similar equipment under 16 cubic yards; Mixer Trucks under 7 yards; Ready-mix Plant Hopper Operator, and Winch Trucks, 2 Axles.

Class 3. Five axle trucks; Dump Crets and Adgetors 7 yards and over; Dumpsters, Track Trucks, Euclids, Hug Bottom Dump Turnatrailers or turnapulls when pulling other than self-loading equipment or similar equipment over 16 cubic yards; Explosives and/or Fission Material Trucks; Mixer Trucks 7 yards or over; Mobile Cranes while in transit; Oil Distributors, 1-man operation; Pole Trailer, over 40 feet; Pole and Expandable Trailers hauling material over 50 feet long; Slurry trucks, 1-man operation; Winch trucks, 3 axles or more; Mechanic--Truck Welder and Truck Painter.

Class 4. Six axle trucks; Dual-purpose vehicles, such as mounted crane trucks with hoist and accessories; Foreman; Master Mechanic; Self-loading equipment like P.B. and trucks with scoops on the front.

TERRAZZO FINISHER

The handling of sand, cement, marble chips, and all other materials that may be used by the Mosaic Terrazzo Mechanic, and the mixing, grinding, grouting, cleaning and sealing of all Marble, Mosaic, and Terrazzo work, floors, base, stairs, and wainscoting by hand or machine, and in addition, assisting and aiding Marble, Masonic, and Terrazzo Mechanics.

Other Classifications of Work:

For definitions of classifications not otherwise set out, the Department generally has on file such definitions which are available. If a task to be performed is not subject to one of the classifications of pay set out, the Department will upon being contacted state which neighboring county has such a classification and provide such rate, such rate being deemed to exist by reference in this document. If no neighboring county rate applies to the task, the Department shall undertake a special determination, such special determination being then deemed to have existed under this determination. If a project requires these, or any classification not listed, please contact IDOL at 217-782-1710 for wage rates or clarifications.

LANDSCAPING

Landscaping work falls under the existing classifications for laborer, operating engineer and truck driver. The work performed by landscape plantsman and landscape laborer is covered by the existing classification of laborer. The work performed by landscape operators (regardless of equipment used or its size) is covered by the classifications of operating engineer. The work

Will County Prevailing Wage Rates posted on 8/15/2025

performed by landscape truck drivers (regardless of size of truck driven) is covered by the classifications of truck driver.

MATERIAL TESTER & MATERIAL TESTER/INSPECTOR I AND II

Notwithstanding the difference in the classification title, the classification entitled "Material Tester I" involves the same job duties as the classification entitled "Material Tester/Inspector I". Likewise, the classification entitled "Material Tester II" involves the same job duties as the classification entitled "Material Tester/Inspector II".

CERTIFICATION OF CONTRACT/BIDDER

The below signed contractor/bidder hereby certifies that it is not barred from bidding on this or any other contract due to any violation of either Section 33E-3 or 33E-4 of Article 33E, Public Contracts, of the Illinois Criminal Code of 1961, as amended. This certification is required by Public Act 85-1295. This Act relates to interference with public contracting, bid rigging and rotating, kickbacks and bribery.

SIGNATURE OF CONTRACTOR/BIDDER

TITLE

DATE

THIS FORM **MUST** BE SIGNED, SCANNED, AND RETURNED WITH YOUR
ELECTRONIC BID IN ESM.

CERTIFICATE OF COMPLIANCE WITH
ILLINOIS DRUG-FREE WORKPLACE ACT

_____, does hereby certify pursuant to the *Illinois Drug-Free Workplace Act* (30 ILCS 580/) that [he, she, it] shall provide a drug-free workplace for all employees engaged in the performance of work under the contract by complying with the requirements of the *Illinois Drug-Free Workplace Act* and, further certifies, that [he, she, it] is not ineligible for award of this contract by reason of debarment for a violation of the *Illinois Drug-Free Workplace Act*.

 By Authorized Agent

 Date

SUBSCRIBED AND SWORN TO before me
 This ____ day of _____, 20__.

 NOTARY PUBLIC

EXECUTE AND ATTACH TO PROPOSAL FORM**JOLIET JUNIOR COLLEGE – REQUEST FOR BID****DRAWINGS ARE AVAILABLE ON THE FOLLOWING WEBSITE:****WWW.JJC.EDU/COMMUNITY/VENDORS****BID FORM**

To: Joliet Junior College
 1215 Houbolt Road
 Joliet, IL 60431-8938

Project: _____

Date: _____

Submitted by:

 (Full Name)

 (Address)

 (City, State, Zip)

 (Phone)

 (Fax)

 (Email)

PART 1 OFFER

Having examined the site and having familiarized itself with the conditions affecting the cost of the work associated with the _____, and with the bidding documents, Bidder hereby proposes to perform everything required and to furnish all labor, materials, necessary tools, expendable equipment and transportation services necessary to complete in a workmanlike manner the subdivision of work stated above in accordance with the bidding documents for the following sums:

Base Bid:	
Allowance:	\$5,000.00
Total Base Bid with Allowance:	

Base Bid with Allowance:

 Dollars(\$_____)

Write amount in both alpha and numeric, in case of discrepancy the lesser amount shown will govern.

We have included herewith, the Security Deposit as required by the Instructions to Bidders.

PART 2 ACCEPTANCE

This offer shall be open to acceptance and is irrevocable for thirty (30) days from the Bid closing date.

If the bid is accepted by the Owner within the time period stated above, we will:

- A. Execute the Agreement within ten (10) days of receipt of Notice of Award.
- B. Furnish the required bonds within ten (10) days of receipt of Notice of Award in the form described in the Instruction to Bidders.
- C. Furnish the required Certificate of Insurance within ten (10) days of receipt of Notice of Award in the form and amounts described in the Instruction to Bidders.
- D. Commence work as established by the written Notice to Proceed.

If this Bid is accepted within the time stated, and we fail to commence the Work or we fail to provide the required Bonds(s), the Security Deposit shall be forfeited as damages to the Owner by reason of our failures.

In the event our Bid is not accepted within the time stated above, the required security deposit shall be returned to the undersigned, in accordance with the provisions of the Instructions to Bidders; unless a mutually satisfactory arrangement is made for its retention and validity for an extended period of time.

PART 3 CONTRACT TIME

If the Bid is accepted, we will:

- A. Complete the work in manner consistent to meet the requirements of the schedule (_____) consecutive calendar days from the date established as the Date of Commencement in the Notice to Proceed.
- B. Contractor has examined the Schedule included in these documents and takes no exception, or records the following exceptions:

PART 4 CONTRACTOR'S FEES FOR CHANGES IN THE WORK

Lump Sum of Time and Materials Changes: We the undersigned bidder agree that the following percentages for overhead and profit shall be added to job costs for the

net amount of work added to or deleted from the contract by written lump sum or time and material change orders recommended by the Engineer and approved by the Owner:

Add to net extra for job costs for additional work performed by:

Our own forces 12%

Our subcontractor 5% (including assigned subcontractors)

Note: Insurance, bond, and taxes are considered as job cost items and are not included in the percentages listed above.

PART 5 ADDENDA

The following Addenda have been received. The modifications to the Bid Documents noted therein have been considered and all costs thereto are included in the Bid Sum.

Addendum # _____ Dated _____

Addendum # _____ Dated _____

Addendum # _____ Dated _____

PART 6 SUBCONTRACTORS

- A. The following work will be performed (or provided) by the Subcontractors we have indicated below:

	<u>Name of Subcontractor</u>	<u>Work Performed</u>
1.	_____	_____
2.	_____	_____
3.	_____	_____
4.	_____	_____

- B. We understand, and hereby agree, that we are obligated to use the indicated subcontractors, unless prior written permission to change has been obtained from the Owner.

PART 7 RELATED WORK EXPERIENCE

List a minimum of three jobs of similar type and scope performed in the last five years:

1. Client: _____
Building: _____
Phone: _____
Contact Name: _____
Dollar Amount: _____

2. Client: _____
Building: _____
Phone: _____
Contact Name: _____
Dollar Amount: _____

3. Client: _____
Building: _____
Phone: _____
Contact Name: _____
Dollar Amount: _____

PART 8 BID FORM ADDITION

Apprenticeship and Training Certification

In accordance with the Illinois Procurement Code, the Bidder certifies that the work to be performed by it and/or its subcontractors shall, at the time of such bid opening and at the time of the performance of work pursuant to the terms of this Contract, shall have participated in the approved apprenticeship and training programs as provided for above. The bidder shall list, in the space below, the official name of the program sponsor holding the certificate of registration or all types of work or crafts in which the bidder is a participant and that will be performed by the bidder and its sub-contractor's employees. Work that will be sub-contracted shall be indicated to be subcontracted work as provided for herein. **Failure to list required information may result in disqualification of bid.**

PART 9 CONTRACTOR EVALUATION

Upon completion of the project, a Construction Contractor Performance Evaluation form will be completed by the A/E and the JJC Project Coordinator. The contractor will be evaluated in the following categories:

- Professionally Administered and Supervised Work
- Business Practices
- Overall Performance
- Workmanship
- Timeliness
- Project Management

PART 10 BID FORM SIGNATURES(S)

The Corporate Seal of:

(Bidder – please print the full name of your Proprietorship, Partnership, or Corporation)

Was hereunto affixed in the presence of:

<hr/> (Authorized signing officer)	<hr/> (Title)
(Seal)	

<hr/> (Authorized signing officer)	<hr/> (Title)
------------------------------------	---------------

If the bid is a joint venture or partnership, add additional forms of execution for each member of the joint venture in the appropriate form or forms as above.

END OF SECTION