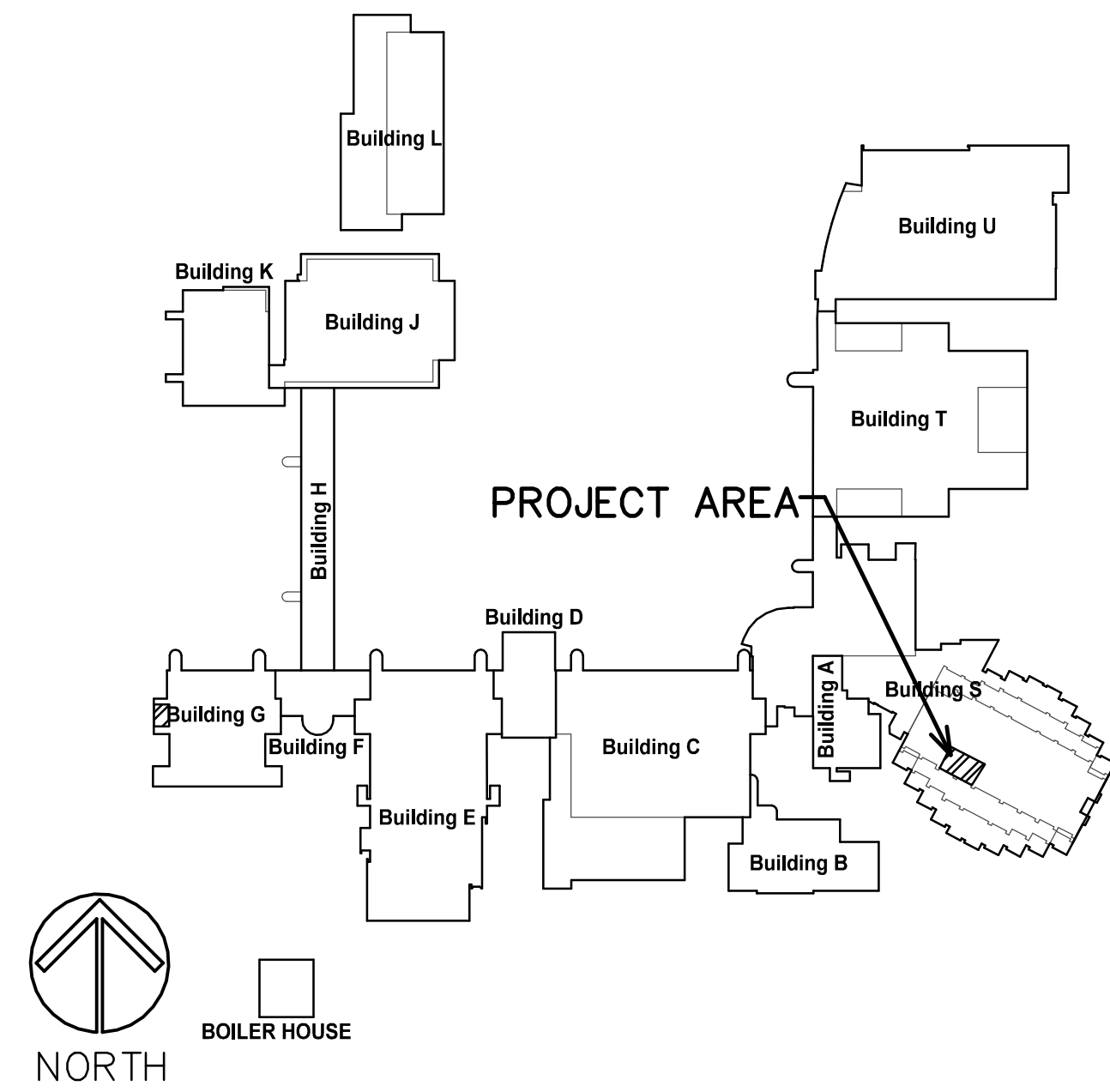
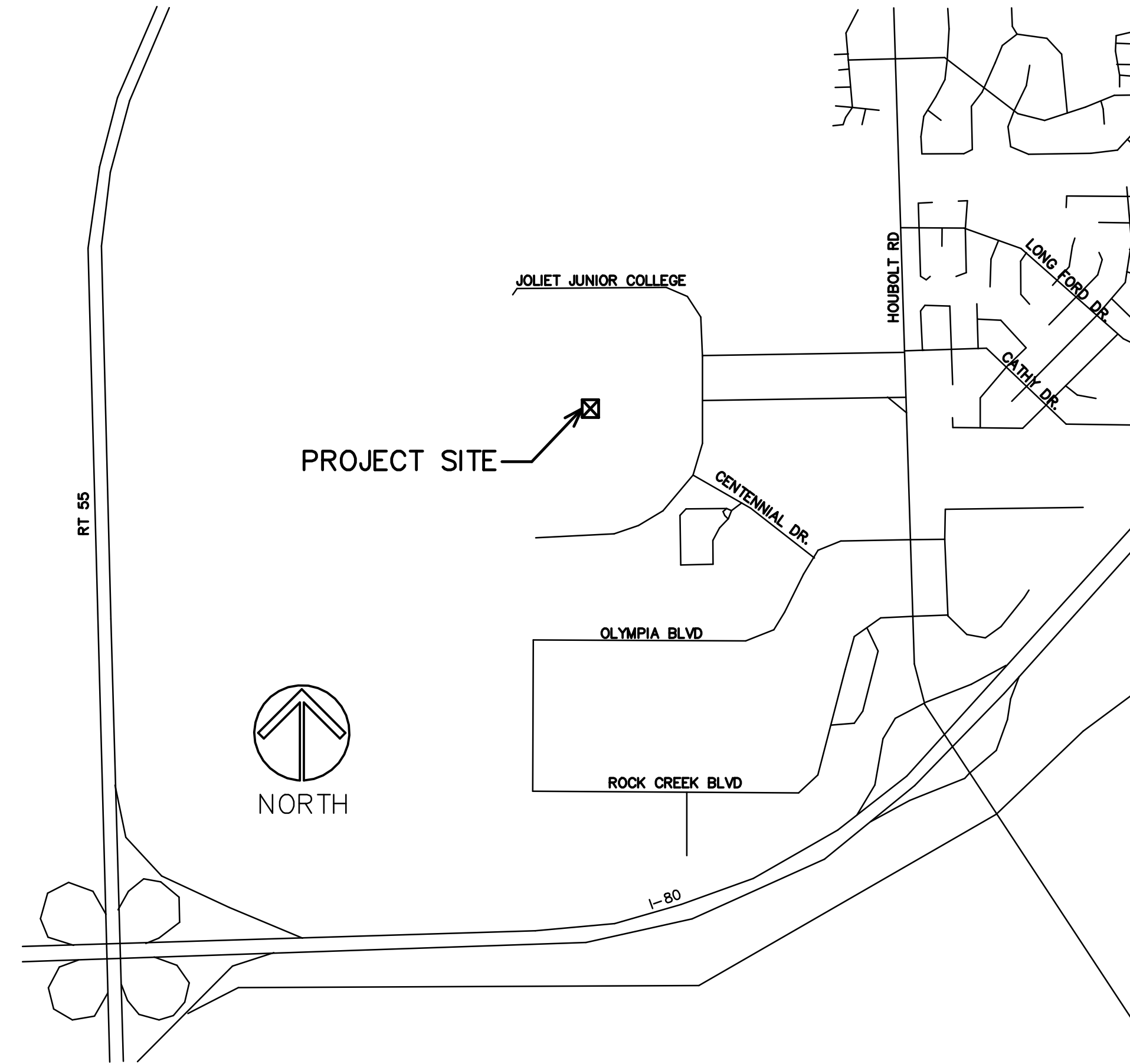


CAMPUS MAP



LOCATION MAP



INDEX OF SHEETS

- T1 PROJECT TITLE, LOCATION, INDEX OF SHEETS
- A1 PARTIAL THIRD LEVEL FLOOR PLAN
- A2 INTERIOR ELEVATIONS, AND DETAILS

**NOTE:**  
 GENERAL CONTRACTOR TO PROVIDE A \$5,000 ALLOWANCE IN HIS/HER BID FOR UNFORESEEN/MISCELLANEOUS CONDITIONS. WHEN FIGURING THIS ALLOWANCE IN THE BID, THE CONTRACTOR IS TO INCLUDE ALL NECESSARY OVERHEAD AND PROFIT TO CARRY THIS DOLLAR VOLUME. THIS ALLOWANCE IS NOT FOR THE CONTRACTOR'S BENEFIT, AND IS ONLY AUTHORIZED TO CHARGE AGAINST THIS ALLOWANCE WHEN DIRECTED AND APPROVED BY JOLIET JUNIOR COLLEGE. THE CONTRACTOR WILL BE ALLOWED TO INVOICE FOR DIRECT MATERIAL AND RAW LABOR COSTS ONLY.

# NEW BOARD ROOM DAIS

JOLIET JUNIOR COLLEGE  
 THIRD FLOOR – BUILDING A  
 1215 HOUBOLT ROAD  
 JOLIET, ILLINOIS

STROMSLAND + DE YOUNG + PRYBYS  
 ARCHITECTURE GROUP

20620 BURL COURT  
 JOLIET, IL 60433  
 PHONE: 815-727-1311  
 FAX: 815-727-5210

REGISTRATION

SEAL

stromsland + de young + prybys  
 ARCHITECTURE GROUP  
 20620 Burl Court - 102  
 Joliet, Illinois 60433  
 www.sdpgroup.com  
 L.N.: 184-00437  
 815-727-1311

NUMBER  
SET

NEW BOARD ROOM DAIS  
 JOLIET JUNIOR COLLEGE - BUILDING A  
 1215 HOUBOLT ROAD  
 JOLIET, ILLINOIS

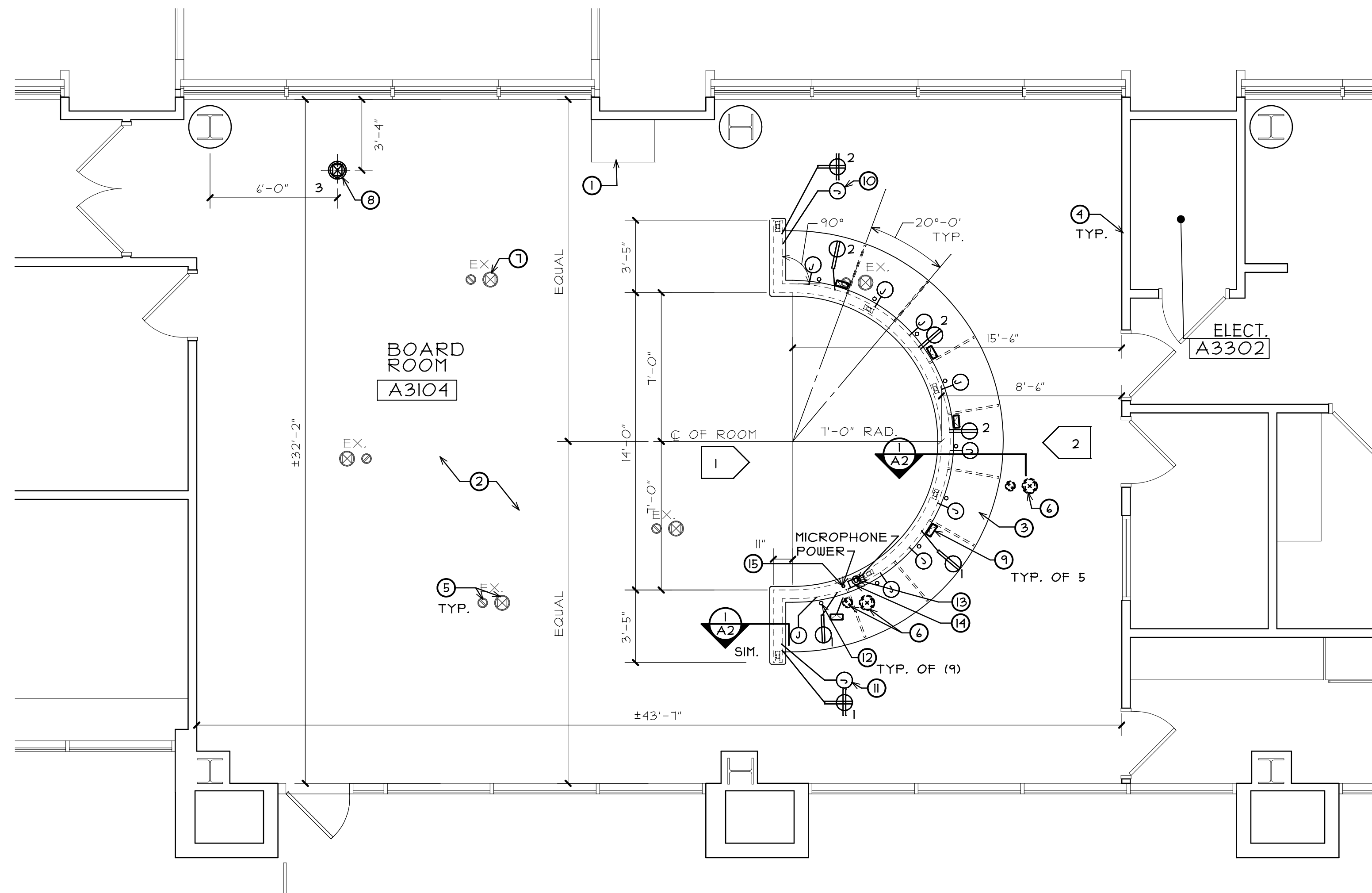
DATE: 1/26/2023  
 REVISED:

PROJECT NO.  
2209-01

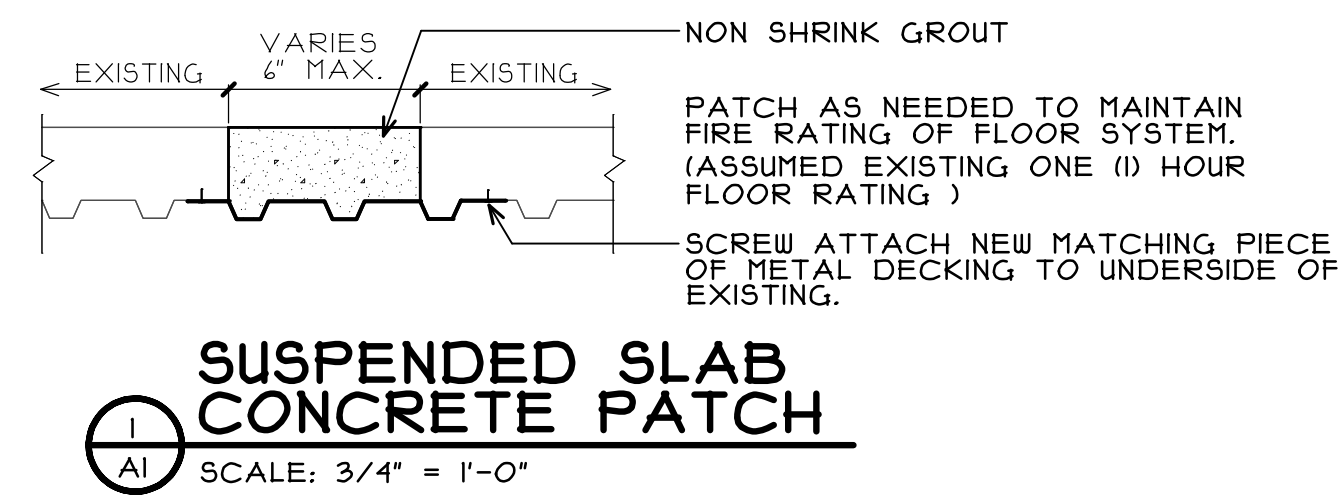
SHEET NUMBER

T1

OF 1 SHEETS



**PARTIAL THIRD FLOOR PLAN**  
SCALE: 1/4" = 1'-0"  
NORTH



**FLOOR PLAN LEGEND**

- EXISTING WALLS TO REMAIN (TYPICAL)
- EXISTING DOOR FRAME TO REMAIN (TYPICAL) PROVIDE PROTECTION DURING CONSTRUCTION.
- DENOTES ELEVATION TAG. SEE SHEET A2.
- DENOTES NEW QUAD RECEPTACLE OUTLET IN TWO GANG J BOX WITH TWO GANG PLASTER RING AND COVER PLATE, MOUNTED 18" A.F.F. (U.N.O.) (DEVICE COLOR WHITE AND BRUSHED STAINLESS STEEL COVER PLATE TO MATCH FACILITY STANDARD).
- DENOTES NEW DUPLEX RECEPTACLE OUTLET IN TWO GANG J BOX WITH SINGLE GANG PLASTER RING AND COVER PLATE, MOUNTED 24" A.F.F. (U.N.O.) (DEVICE COLOR WHITE AND BRUSHED STAINLESS STEEL COVER PLATE TO MATCH FACILITY STANDARD).
- DENOTES NEW LOCATION FOR MICROPHONE PORT IN TWO GANG METAL J BOX WITH SINGLE GANG PLASTER RING (U.N.O.) MOUNTED 24" A.F.F. (U.N.O.) (PROVIDE 1/4" METAL CONDUIT WITH PULL STRING BACK TO ACCESS BOX. (FINISH DEVICE/COVER PLATE AND WIRING N.I.C.)
- EX. EXISTING TO REMAIN.

**FLOOR PLAN GENERAL NOTES**

- A. VERIFY ALL EXISTING DIMENSIONS IN FIELD AND REPORT ALL DISCREPANCIES PRIOR TO NEW CONSTRUCTION.
- B. DIMENSIONS OF DAIS ARE MEASURED TO THE FACE OF METAL STUDS
- C. CONTRACTOR TO PROVIDE ALLOWANCE FOR TEMPORARY CABINET GRADE PLYWOOD COUNTER TOP (PAINTED BLACK) WITH FINISH EDGE IF REQUIRED. LEAD TIME FOR SOLID SURFACE IS BEYOND PROJECT TIME LINE TILL FINISHED COUNTERTOP CAN BE INSTALLED.
- D. FURNITURE/ EQUIPMENT TO BE REMOVED AND REINSTALLED BY OWNER'S STAFF.
- E. PENETRATIONS (NEW) OF FIRE RATED SUSPENDED FLOOR SLABS (VERIFY LOCATIONS) SHALL BE SEALED WITH AN APPROPRIATE U.L. LISTED THROUGH-WALL PENETRATION FIRESTOPPING SYSTEM RATED FOR 1-HOURS.
- F. ELECTRIC POWER PROVIDED IN NEW DAIS TO BE RUN BACK TO SINGE CONDUIT THROUGH EXISTING FLOOR AT LOCATION SHOWN DOWN.

**ELECTRICAL GENERAL NOTES**

- A. EXISTING FLOOR RECEPTACLES AND ROOM OUTLET ARE SERVED BY PANELBOARD 3816 IN ELECTRIC ROOM A3302.
- B. ELECTRICAL CONTRACTOR TO VERIFY EXISTING NEW CIRCUITS REQUIRED (CIRCUIT NUMBERS SHOWN ARE ARBITRARY) VERIFY FINAL CIRCUIT NUMBERS WITH THOSE AVAILABLE IN EXISTING PANELBOARD SERVING THIS ROOM.
- C. ALL EQUIPMENT AND MATERIALS SHALL BE U.L. LABELED.
- D. ALL EQUIPMENT SHALL BE GROUNDED WITH EQUIPMENT GROUNDING CONDUCTORS BACK TO PANEL BOARD.
- E. ALL EQUIPMENT IS TO BE NEW, FURNISHED, INSTALLED AND WIRED BY E.C. UNLESS NOTED OTHERWISE.
- F. ALL WIRING SHALL BE IN CONDUIT APPROVED RACEWAYS. NO EXPOSED WIRING WILL BE APPROVED WITHOUT LOCAL CODE APPROVAL IN WRITING.
- G. INSTALLATION SHALL MEET ALL JOLIET ELECTRICAL CODES AND E.C. IS RESPONSIBLE TO PAY ALL FEES, TAXES AND PERMITS AS REQUIRED.

**FLOOR PLAN KEY NOTES**

- 1 EXISTING PLASTIC LAMINATE CABINET TO REMAIN. PROVIDE PROTECTION DURING CONSTRUCTION. (V.I.F.)
- 2 EXISTING CARPET TILE TO BE REMOVED AND INSTALL NEW CARPET TILE AFTER INSTALLATION OF NEW DAIS (CARPET AND ADHESIVE TO BE PROVIDED BY OWNER INSTALLED BY CONTRACTOR)
- 3 PROVIDE CURVED SOLID SURFACE COUNTER TOP WITH 4" THERMOFORMED SOLID SURFACE CURVED BACKSPASH ON METAL SUPPORT BRACKETS AT SPACING AS INDICATED.
- 4 ALL EXISTING WALL FINISHES TO REMAIN. PROVIDE PROTECTION DURING CONSTRUCTION.
- 5 EXISTING FLOOR BOX TO REMAIN. (V.I.F.)
- 6 EXISTING FLOOR BOX TO BE REMOVED AND CONDUIT AND WIRING TO BE REMOVED AND PROPERLY TERMINATED BACK TO JUNCTION BOX TO REMAIN. (V.I.F.) FLOOR SLAB TO BE PATCHED PER DETAIL 1 ON SHEET A1 SALVAGE EXISTING UNDAMAGED COVERS PLATE FOR POSSIBLE REUSE IF NOT REUSED SALVAGE TO OWNER.
- 7 REMOVE EXISTING DAMAGE FLOOR BOX COVER AND REPLACE WITH UNDAMAGED SALVAGED COVER AT THIS LOCATION. (V.I.F.)
- 8 CORE DRILL HOLE IN EXISTING CONCRETE SLAB ON METAL DECK FOR NEW 6" ROUND FIRE RATED FLOOR THROUGH BOX WITH FINISH COVER PLATE (8" SYSTEMONE RECESSED FRPT WITH BLACK POWDER COAT COVER BY HUBBELL OR APPROVED EQUAL) (2) PROVIDE (2) DUPLEX AND OPENING FOR MICROPHONE MALE PORT AND TO (2) DATA PORTS. (DEVICE AND WIRING FOR AUDIO AND DATA IS N.I.C.) CONNECT TO EXISTING LOCAL CIRCUIT BELOW FLOOR.
- 9 PROVIDE NEW POP UP POWER GROMMET WITH FOUR DEVICE SLOTS (1) SINGLE 6 FT POWER CORD (P344 BY MOCKETT OR APPROVED EQUAL) (UNIT TO HAVE (2) POWER OUTLETS IN CENTER WITH ONE COMBO USB-A+USB-C PORTS) ON EACH END. (COLOR TO BE SELECTED)
- 10 PROVIDE TWO GANG METAL J BOX WITH TWO GANG PLASTER RING, MOUNTED 18" A.F.F. (PROVIDE 1/4" METAL CONDUIT WITH TWO PULL STRINGS BACK TO ACCESS BOX. (FINISH DEVICE/COVER PLATE AND WIRING N.I.C.) (THIS LOCATION ONLY)
- 11 PROVIDE FOUR GANG METAL J BOX WITH FOUR GANG PLASTER RING, MOUNTED 18" A.F.F. (PROVIDE 1/4" METAL CONDUIT WITH FOUR PULL STRINGS BACK TO ACCESS BOX. (FINISH DEVICE/COVER PLATE AND WIRING N.I.C.) (THIS LOCATION ONLY)
- 12 PROVIDE 2" DIAMETER GROMMET HOLE AT EACH LOCATION FOR OWNER PROVIDED WIRED MICROPHONE CABLING. (PROVIDE PLASTIC FINISHED GROMMET)
- 13 CORE DRILL FLOOR AND PROVIDE 1 HOUR MIN. FIRE RATED FIRESTOP SLEEVE (SPEEDSLEEVE 2" CP 453 BA BY HILTI) PROTRUDE ABOVE FLOOR MIN. 3" (COORDINATE LOCATION WITH ACCESS BOX AND NEW WALL PRIOR TO INSTALL)
- 14 PROVIDE METAL 9 X 14.25 X 3.9" RECESSED JUNCTION ACCESS BOX WITH FLANGE AND FINISHED COVER (IMPACTSAFE SERIES BY WIREMOLD) MOUNT BOX LONG LENGTH VERTICAL. BOTTOM OF BOX TO BE AT TOP OF BOTTOM WALL TRACK. (COORDINATE LOCATION AND MODIFY BOX CUT OUT WITH FIRE STOP FLOOR SLEEVE)
- 15 PROVIDE SINGE CONDUIT CORE DRILLED THROUGH EXISTING FLOOR FOR POWER IN NEW DAIS RUN DOWN TO ACCESSIBLE CEILING BELOW AND CONNECT TO NEW / EXISTING CIRCUITS. (V.I.F.)

\\192.168.1187\CURRENT PROJECTS\JUC- BUILDING A BOARD ROOM DAIS DRAWINGS\ARCH\ALAE

REGISTRATION

stromsland + de young + prybys  
ARCHITECTURE GROUP  
20620 Burl Court - 102  
Joliet, Illinois 60433  
www.scpagroup.com  
L.N.: 184-000437  
815-727-1311

NUMBER

SET

**NEW BOARD ROOM DAIS**  
JOLIET JUNIOR COLLEGE- BULDING A  
1215 HOUBOLT ROAD  
JOLIET, ILLINOIS

DATE: 1/26/2023  
REVISED:

PROJECT NO.  
2209-01

SHEET NUMBER

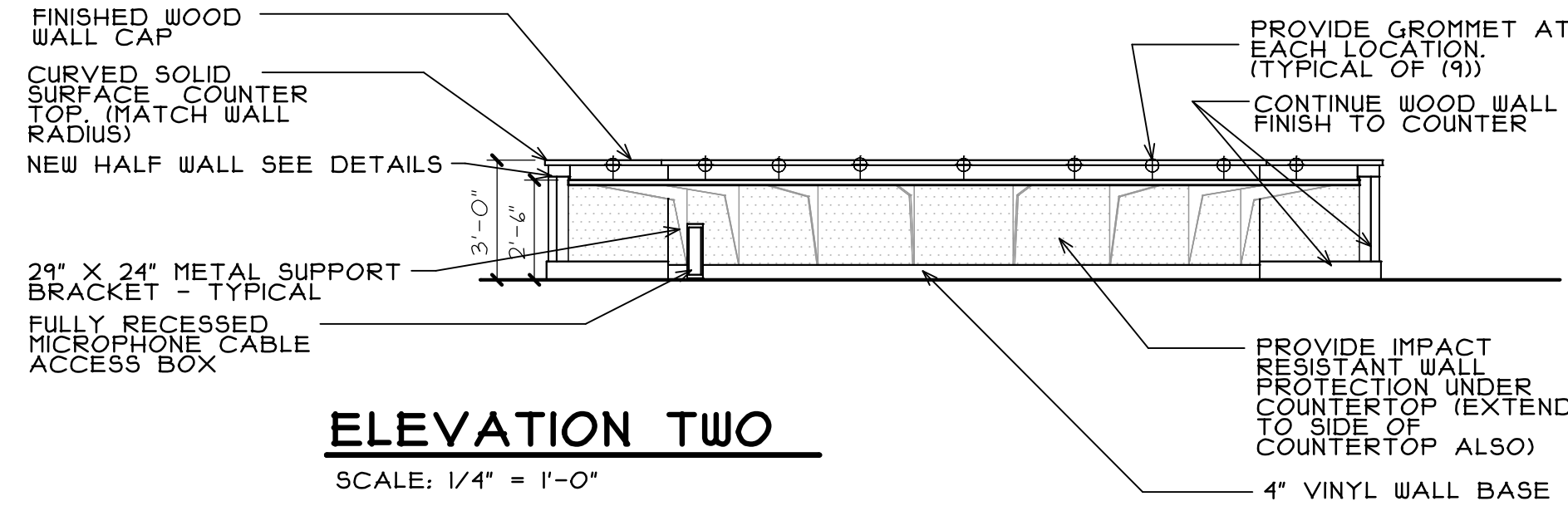
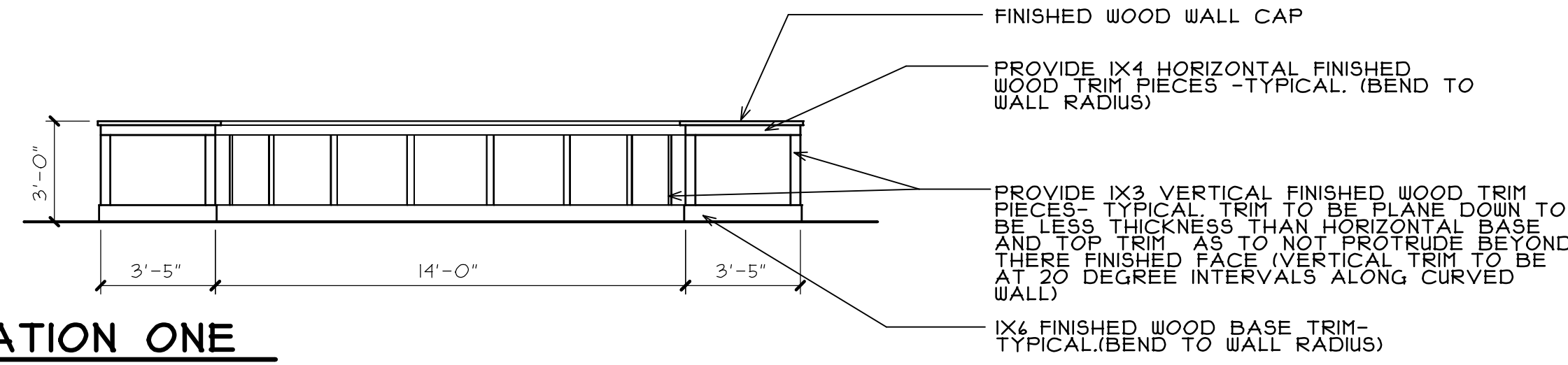
**A1**

OF 2 SHEETS

\\192.168.1.137\CURRENT PROJECTS\JUC- BUILDING A BOARD ROOM DAIS\DRAWINGS\ARCH\A2.AEC

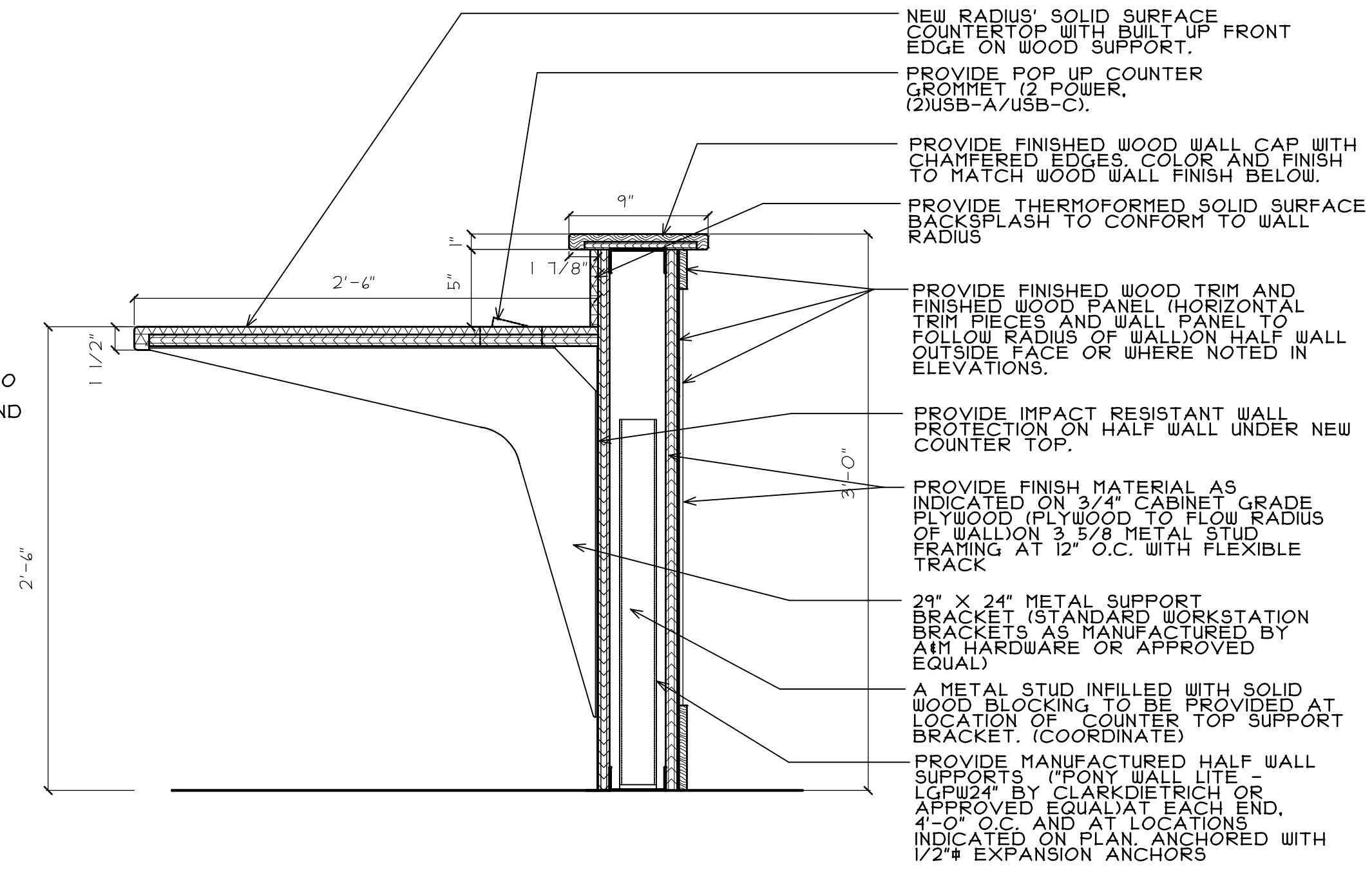
**ELEVATION ONE**

SCALE: 1/4" = 1'-0"



**ELEVATION TWO**

SCALE: 1/4" = 1'-0"



**SECTION AT DAIS HALF WALL**

SCALE: 1 1/2" = 1'-0"

REGISTRATION

SEAL

stromsland + de young + prybys  
**ARCHITECTURE GROUP**  
 815-727-1311  
 20620 Burl Court - 102  
 Joliet, Illinois 60433  
 www.scpagroup.com  
 L.N.: 184-000437

NUMBER

SET

**NEW BOARD ROOM DAIS**  
 JOLIET JUNIOR COLLEGE- BUILDING A  
 1215 HOUBOLT ROAD  
 JOLIET, ILLINOIS

DATE:  
 1/26/2023  
 REVISED:

PROJECT NO.  
 2209-01

SHEET NUMBER

**A2**

OF 2 SHEETS