

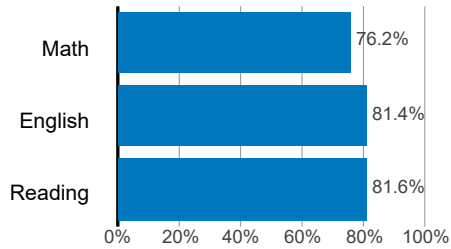
**Joliet Junior College (Joliet, IL)**  
**Six Year Cohort (Fall Students 2014)**

These data represent students that first entered the college in Fall Students 2014 (or summer before) and their progress and outcomes by the end of six years.

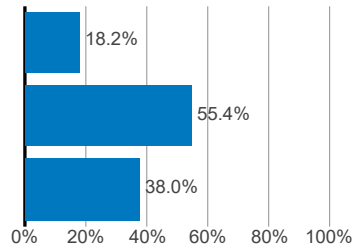
**Developmental Outcomes across Subjects by Cohort Type**

**Main Cohort**

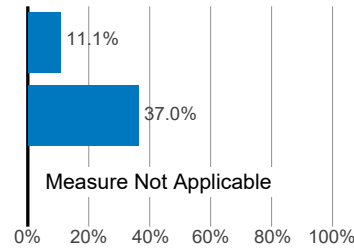
Attempted Dev Course (By Referral)



Became College Ready\*

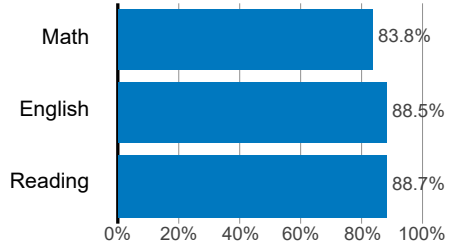


Completed College Course\*

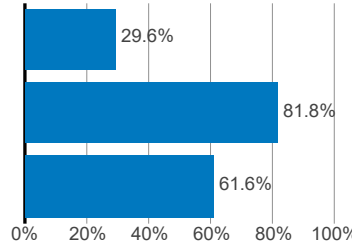


**Credential Seeking**

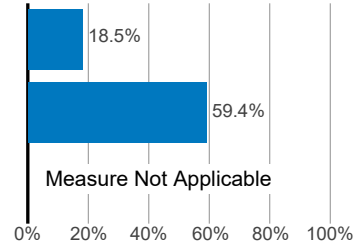
Attempted Dev Course (By Referral)



Became College Ready\*

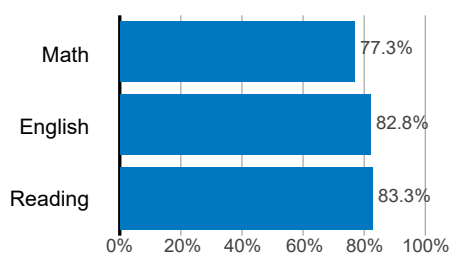


Completed College Course\*

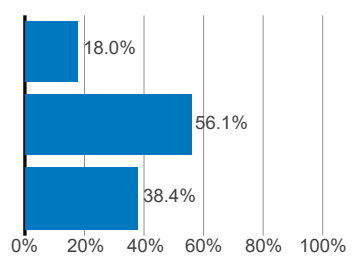


**First Time in College Cohort**

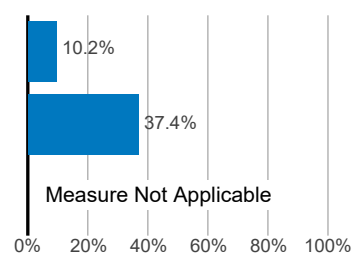
Attempted Dev Course (By Referral)



Became College Ready\*



Completed College Course\*



**Cohort Types**

Different types of students

- A. Main Cohort: fall entering, first time at **reporting** college; "all students"
- B. Credential Seeking: earned 12 credits by end of year two
- C. First Time in College: fall entering, first time in college

\*Students could be in more than one cohort type.

**Developmental Outcomes by Subject**

These outcomes answer the question: – What percentage of students in the cohort type that needed developmental education in a subject – completed developmental education in that subject and progressed to successfully complete a college-level course in the subject?

This view of the data shows how students that are classified by a specific cohort type progress through and complete developmental education.

Your college used a combination of referral and course-taking behavior to identify students with a developmental need.

\*This college uses a grade of C to define success.

		Main Cohort	Credential Seeking	First Time in College
Dev Need Count	Math	533	314	489
Dev Need Count	English	560	330	540
Dev Need Count	Reading	510	302	490