



Student Email / Office 365 & SkyDrive Pro

Bonus 😊

You can install these office programs
on 5 different devices for Free

software

Office

Lync

tools & add-ins

desktop setup

phone & tablet

Office

Install the latest version of Office

This will install the latest version of the following programs on your computer: Word, Excel, PowerPoint, OneNote, Access, Publisher, Outlook, Lync, InfoPath.



Word



Excel



PowerPoint



OneNote



Access



Publisher



Outlook



Lync




InfoPath



JOLIET JUNIOR COLLEGE
1901

Student Email / Office 365 & SkyDrive Pro



[Apply Now](#) | [Class Schedule](#) | [Contact Us](#) | [FAQ](#) | [Give to JJC](#)

 myJJC Portal

 iCampus

 eResources

 Check Email

ABOUT ACADEMICS ADMISSIONS SERVICES FOR STUDENTS STUDENT LIFE CONTINUING EDUCATION

TECHNOLOGY SUPPORT SERVICES

- STUDENT SERVICES
- STUDENT 24/7 TECHNICAL SUPPORT
- ID / USERNAME / PASSWORD HELP
- STAFF SERVICES
- STAFF TECHNICAL SUPPORT
- FAQ
- JJC DISCOUNTS
- STUDENT PRINT SERVICES

Student 24/7 Tech Support Hotline:
(866) 281-3638

Technology Support Services
Main Campus: J-2048

IT Support Hours:
Monday - Friday: 7:00am - 10:00pm

[Home](#) » [About](#) » [Operational Departments](#) » [Technology Support Services](#) » [Email and Citrix](#)

EMAIL AND CITRIX

FORGOT YOUR ID OR PASSWORD?
If you need your JJC ID, username, and/or email address, or if you have forgotten or lost your password and need to create a new one, go to the [password help](#) page.

To reset your password, [go here](#).

Access your email on campus at the email express stations or the Academic Computing areas. See [Academic Computing](#) for more information.

Please note: Use of the JJC technology services indicates that you have read and accept the conditions and terms of JJC's [Policy for Responsible Use](#).

Faculty/Staff



[Login to Faculty/Staff Exchange Mail](#)

Student Login



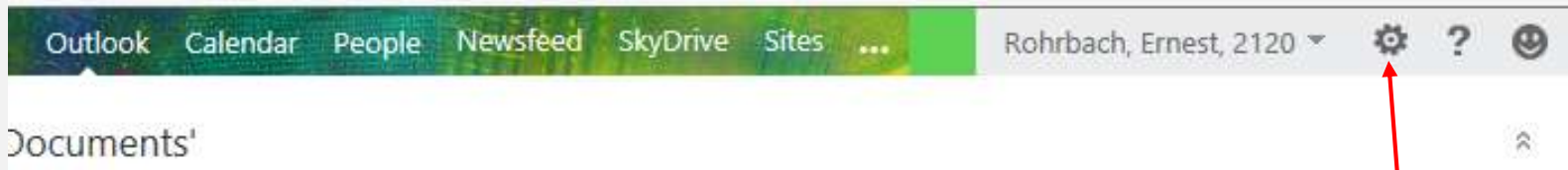
[Login to Student Email Office 365](#)
ex: `username@stu.jjc.edu`

Log into your Student Email Office 365





Student Email / Office 365 & SkyDrive Pro

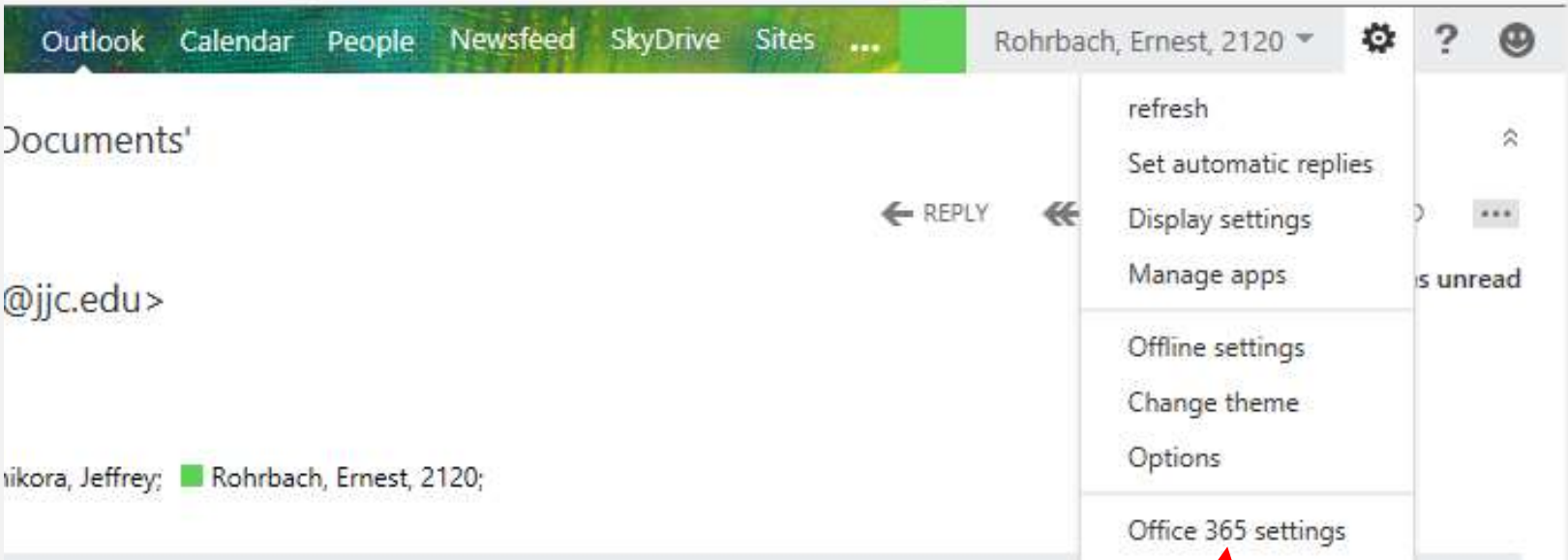


Click on the “Gear”



JOLIET JUNIOR COLLEGE
1901

Student Email / Office 365 & SkyDrive Pro



Select Office 365 settings



JOLIET JUNIOR COLLEGE
1901

Student Email / Office 365 & SkyDrive Pro

Office 365

Office 365 settings

me

erohrb80@stu.jjc.edu

software

Install and manage software.

password

Change your password.

get started

View the get started experience.

Click on “Software”
For the Office program
Installs.

!!! Come back to this page
and click on “get started” for
tutorials



JOLIET JUNIOR COLLEGE
1901



Student Email / Office 365 & SkyDrive Pro

Office 365

software

Office

Lync

tools & add-ins

desktop setup

phone & tablet

Office

Manage installs for the latest version of Office.

You can deactivate installs from computers on which you installed this version of Office.

COMPUTER NAME	OPERATING SYSTEM	INSTALLATION DATE	
MC-KCISEMI-LAP	Microsoft Windows 7 Enterprise	2/4/2014	deactivate

Remaining installs available: 4

Install the latest version of Office

This will install the latest version of the following programs on your computer: Word, Excel, PowerPoint, OneNote, Access, Publisher, Outlook, Lync, InfoPath.

Word Excel PowerPoint OneNote Access Publisher Outlook Lync InfoPath

Language: English (United States)

Version: 32-bit (recommended) advanced

Note: installing additional languages on a computer that already has this version of Office doesn't count against your install limit (5).

Review system requirements

install

resources

How do I locate my computer name?

Outlook Calendar People Newsfeed SkyDrive Sites

Roleback, Ernest, 2/120

100%

This is the “software” page. This is where you can install the Office programs.

